

CURRENT TRANSFORMER

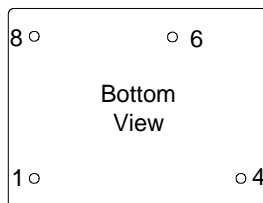
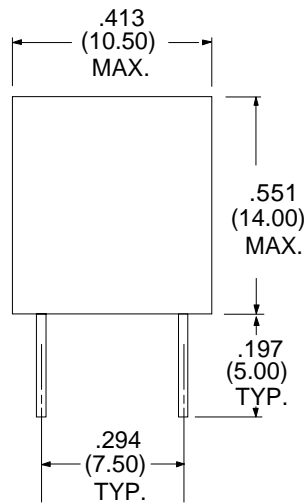
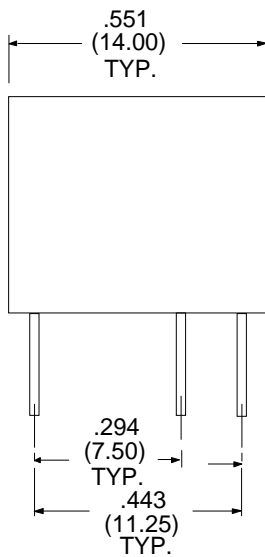
Electrical Specifications at 25°C

Parameter	Min.	Typ.	Max.	Units
Inductance * Pins 4-6	7.68	10.98	14.27	mH
DCR (4-6)		130		mΩ
DCR (1-8)		1.1		mΩ
Isolation	3000			VAC

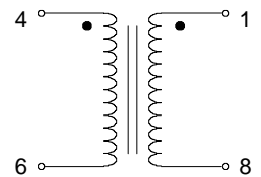
* Tested at 100 mV, 1 kHz

Turns Ratio = 50 : 1

Dimensions
inches (mm)



Schematic
Diagram



Flammability: Materials used in the production of these units meet requirements of UL94-VO and IEC 695-2-2 needle flame test.

RHOMBUS P/N: T-1171

CUST P/N:

NAME:

DATE: 9/12/98

SHEET: 1 OF 1