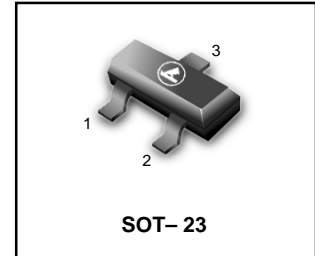


SCHOTTKY BARRIER DIODE

Features

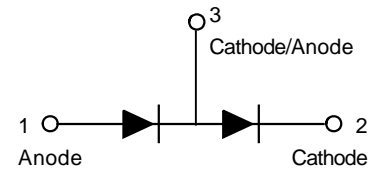
- 1) Small surface mounting type.
- 2) Ultra low V_F ($V_F=0.5V$ Typ. at 0.2A)
- 3) High reliability.
- 4) We declare that the material of product compliance with RoHS requirements.
- 5) S- Prefix for Automotive and Other Applications Requiring Unique Site and Control Change Requirements; AEC-Q101 Qualified and PPAP Capable.

LBAT40-04LT1G
S-LBAT40-04LT1G



DEVICE MARKING AND ORDERING INFORMATION

Device	Marking	Shipping
LBAT40-04LT1G S-LBAT40-04LT1G	6S	3000/Tape&Reel
LBAT40-04LT1G S-LBAT40-04LT1G	6S	10000/Tape&Reel



MAXIMUM RATINGS

Rating	Symbol	Value	Unit
Continuous Reverse Voltage	V_R	40	Vdc
Peak Forward Current	I_F	350	mAdc
Peak Forward Surge Current	$I_{FM(surge)}$	1500	mAdc

THERMAL CHARACTERISTICS

Characteristic	Symbol	Max	Unit
Total Device Dissipation FR-5 Board, (1) $T_A = 25^\circ C$	P_D	225	mW
Derate above 25°C		1.8	mW/°C
Thermal Resistance, Junction to Ambient	$R_{\theta JA}$	556	°C/W
Total Device Dissipation Alumina Substrate, (2) $T_A = 25^\circ C$	P_D	300	mW
Derate above 25°C		2.4	mW/°C
Thermal Resistance, Junction to Ambient	$R_{\theta JA}$	417	°C/W
Junction and Storage Temperature	T_J, T_{stg}	-55 to +150	°C

ELECTRICAL CHARACTERISTICS ($T_A = 25^\circ C$ unless otherwise noted)

Characteristic	Symbol	Min	Max	Unit
----------------	--------	-----	-----	------

OFF CHARACTERISTICS

Reverse Voltage Leakage Current ($V_R = 25$ Vdc)	I_R	-	1.0	μ Adc
Reverse Breakdown Voltage ($I_{BR} = 10$ μ Adc)	$V_{(BR)}$	40	-	Vdc
Forward Voltage ($I_F = 20$ mAdc) ($I_F = 200$ mAdc)	V_F	-	370 600	mV

1. FR-5 = 1.0 x 0.75 x 0.062 in.

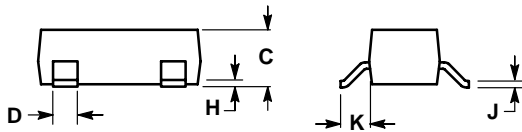
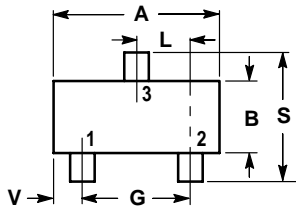
2. Alumina = 0.4 x 0.3 x 0.024 in. 99.5% alumina.

LBAT40-04LT1G , S-LBAT40-04LT1G

SOT-23

NOTES:

1. DIMENSIONING AND TOLERANCING PER ANSI Y14.5M,1982
2. CONTROLLING DIMENSION: INCH.



DIM	INCHES		MILLIMETERS	
	MIN	MAX	MIN	MAX
A	0.1102	0.1197	2.80	3.04
B	0.0472	0.0551	1.20	1.40
C	0.0350	0.0440	0.89	1.11
D	0.0150	0.0200	0.37	0.50
G	0.0701	0.0807	1.78	2.04
H	0.0005	0.0040	0.013	0.100
J	0.0034	0.0070	0.085	0.177
K	0.0140	0.0285	0.35	0.69
L	0.0350	0.0401	0.89	1.02
S	0.0830	0.1039	2.10	2.64
V	0.0177	0.0236	0.45	0.60

