

**PLEASE CHECK WWW.MOLEX.COM FOR LATEST PART INFORMATION**

**Part Number:** [0022041111](#)  
**Status:** **Active**  
**Overview:** [kk](#)  
**Description:** 2.50mm (.098") Pitch Wire-to-Board KK® Header, Vertical, with Friction Ramp, 11 Circuits, Tin (Sn) Plating

**Documents:**

<a href="#">3D Model</a>	<a href="#">Product Specification PS-5102-001 (PDF)</a>
<a href="#">Drawing (PDF)</a>	<a href="#">Product Specification PS-5102-002 (PDF)</a>
<a href="#">Product Specification PS-5045-001 (PDF)</a>	<a href="#">Product Specification PS-51191-002 (PDF)</a>
<a href="#">Product Specification PS-5045-002 (PDF)</a>	<a href="#">Product Specification PS-5251-001 (PDF)</a>
<a href="#">Product Specification PS-5051-005 (PDF)</a>	<a href="#">RoHS Certificate of Compliance (PDF)</a>

**Agency Certification**

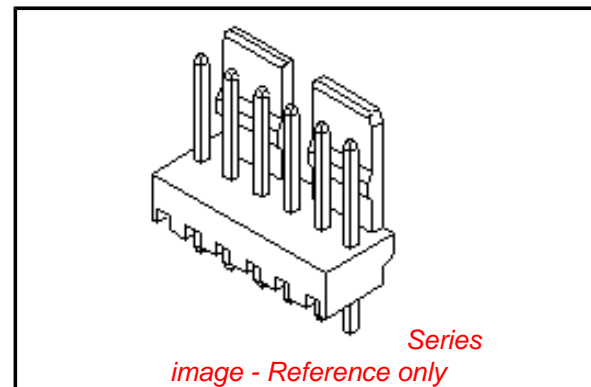
CSA	LR19980
TUV	R72090224
UL	E29179

**General**

Product Family	PCB Headers
Series	<a href="#">5045</a>
Application	Wire-to-Board
Overview	<a href="#">kk</a>
Product Name	KK®

**Physical**

Breakaway	No
Circuits (Loaded)	11
Circuits (maximum)	11
Color - Resin	Natural
Durability (mating cycles max)	30
First Mate / Last Break	No
Flammability	94V-0
Glow-Wire Compliant	No
Guide to Mating Part	No
Keying to Mating Part	None
Lock to Mating Part	Yes
Material - Metal	Brass
Material - Plating Mating	Tin
Material - Plating Termination	Tin
Material - Resin	Nylon
Number of Rows	1
Orientation	Vertical
PC Tail Length (in)	0.134 In
PC Tail Length (mm)	3.40 mm
PCB Locator	No
PCB Retention	None
PCB Thickness Recommended (in)	0.062 In
PCB Thickness Recommended (mm)	1.60 mm
Packaging Type	Bag
Pitch - Mating Interface (in)	0.098 In
Pitch - Mating Interface (mm)	2.50 mm
Plating min: Mating (µin)	200
Plating min: Mating (µm)	5
Plating min: Termination (µin)	200
Plating min: Termination (µm)	5



**EU RoHS**

**ELV and RoHS Compliant**  
**REACH SVHC**  
 Not Reviewed  
**Halogen-Free Status**  
 Not Reviewed

**China RoHS**



**Need more information on product environmental compliance?**

Email [productcompliance@molex.com](mailto:productcompliance@molex.com)  
 For a multiple part number RoHS Certificate of Compliance, [click here](#)

Please visit the [Contact Us](#) section for any non-product compliance questions.

**Search Parts in this Series**

[5045Series](#)

**Mates With**

KK® 2.50mm (.098") housings, [51191](#) , [5051](#)

Polarized to PCB	No
Shrouded	Partial
Stackable	No
Surface Mount Compatible (SMC)	No
Temperature Range - Operating	-40°C to +105°C
Termination Interface: Style	Through Hole

**Electrical**

Current - Maximum per Contact	3A
Voltage - Maximum	250V

**Material Info**

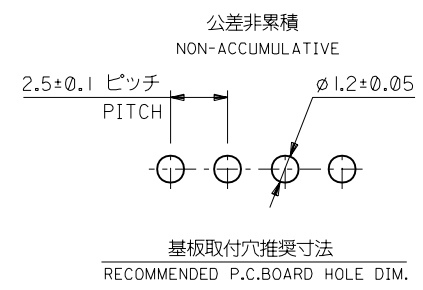
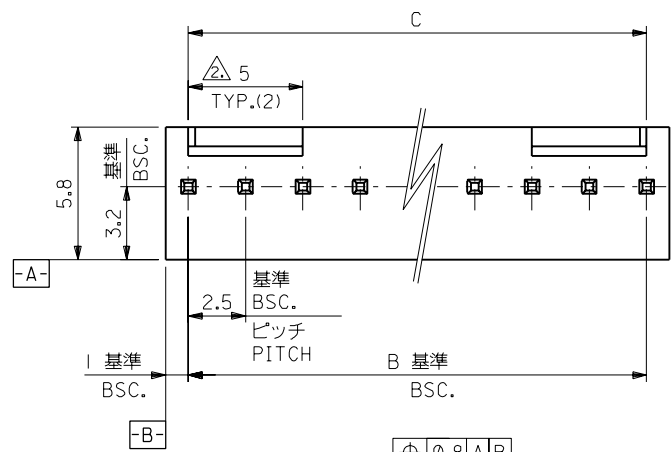
Old Part Number	5045-11A
-----------------	----------

**Reference - Drawing Numbers**

Packaging Specification	SPK-5045
Product Specification	PS-5045-001, PS-5045-002, PS-5051-005, PS-5102-001, PS-5102-002, PS-51191-002, PS-5251-001, RPS-5045-001, RPS-51191-007
Sales Drawing	SD-5045-NA

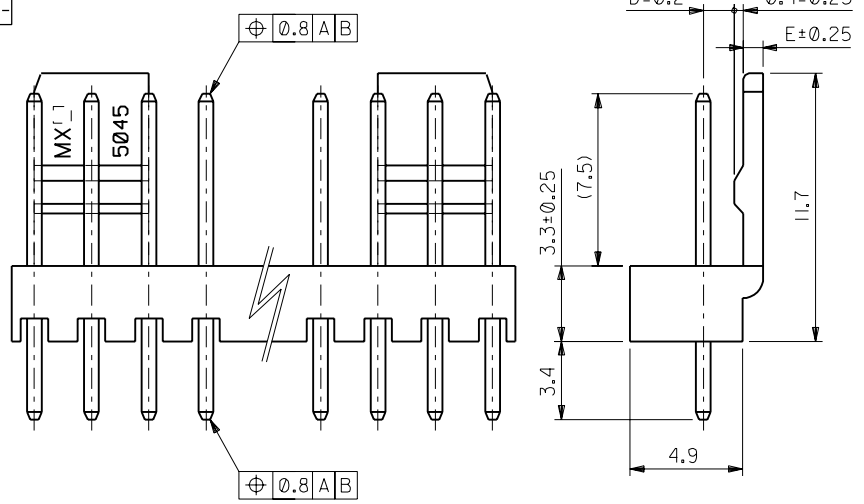
This document was generated on 05/26/2010

**PLEASE CHECK [WWW.MOLEX.COM](http://WWW.MOLEX.COM) FOR LATEST PART INFORMATION**



注) NOTE.

1. 材料 MATERIAL  
 ピン :  $\phi 0.635 \times 14.2$  黄銅、銅下地錫メッキ  
 PIN:  $0.635 \times 14.2$  BRASS TIN OVER COPPER PLATING.  
 ウェハー : ナイロン66, UL 94V-0  
 WAFER: NYLON66, UL94V-0
2.  $\triangle$  6極以上に適用  
 TO BE APPLIED FOR 6 CKT. AND MORE THEN 6 CKT.
3. 5極以下はロック部スリットなし  
 NO SLIT IS PROVIDED FOR 5 CKT. AND LESS THAN 5 CKT.



1.35	0.85	47.5 <sup>+0.3</sup> <sub>-0.45</sub>	47.5	22-04-1201	5045-20A	20
		45 <sup>+0.3</sup> <sub>-0.45</sub>	45	-1191	-19A	19
		42.5 <sup>+0.3</sup> <sub>-0.45</sub>	42.5	-1181	-18A	18
		40 <sup>+0.3</sup> <sub>-0.45</sub>	40	-1171	-17A	17
		37.5 <sup>+0.3</sup> <sub>-0.45</sub>	37.5	-1161	-16A	16
		35 <sup>+0.3</sup> <sub>-0.45</sub>	35	-1151	-15A	15
		32.5 <sup>+0.3</sup> <sub>-0.45</sub>	32.5	-1141	-14A	14
		30 <sup>+0.3</sup> <sub>-0.45</sub>	30	-1131	-13A	13
		27.5 <sup>+0.3</sup> <sub>-0.45</sub>	27.5	-1121	-12A	12
		25 <sup>+0.3</sup> <sub>-0.45</sub>	25	-1111	-11A	11
		22.5 <sup>+0.3</sup> <sub>-0.45</sub>	22.5	-1101	-10A	10
		20 <sup>+0.3</sup> <sub>-0.45</sub>	20	-1091	-09A	9
		17.5 <sup>+0.3</sup> <sub>-0.45</sub>	17.5	-1081	-08A	8
		15 <sup>+0.3</sup> <sub>-0.45</sub>	15	-1071	-07A	7
		12.5 <sup>+0.3</sup> <sub>-0.45</sub>	12.5	-1061	-06A	6
		10 <sup>+0.3</sup> <sub>-0.45</sub>	10	-1051	-05A	5
1.35	0.85	7.5 <sup>+0.3</sup> <sub>-0.45</sub>	7.5	-1041	-04A	4
1.2	1	5 <sup>+0.3</sup> <sub>-0.45</sub>	5	-1031	-03A	3
1.2	1	2.5 <sup>+0.3</sup> <sub>-0.45</sub>	2.5	22-04-1021	5045-02A	2
D	E	C	B	EDP.NO.	ENG.NO.	極数 CKT.

1. 材料 2. 公差非累積 3. 5極以下はロック部スリットなし	1. 材料 MATERIAL ピン : $\phi 0.635 \times 14.2$ 黄銅、銅下地錫メッキ PIN: $0.635 \times 14.2$ BRASS TIN OVER COPPER PLATING. ウェハー : ナイロン66, UL 94V-0 WAFER: NYLON66, UL94V-0	2. 6極以上に適用 TO BE APPLIED FOR 6 CKT. AND MORE THEN 6 CKT.	3. 5極以下はロック部スリットなし NO SLIT IS PROVIDED FOR 5 CKT. AND LESS THAN 5 CKT.	1. 材料 材料 注記参照 SEE NOTES	GENERAL TOLERANCES: (UNLESS SPECIFIED) 一般公差	SCALE 5:1	DESIGN UNITS <input checked="" type="checkbox"/> mm <input type="checkbox"/> INCH	DIMENSIONS: <input type="checkbox"/> mm <input type="checkbox"/> INCH <input checked="" type="checkbox"/> mm ONLY	SHT 1	REV 1
				FINISH 仕上り //	10 UNDER 未滿 未滿 30 UNDER 未滿 未滿 30 OVER 以上 以上	DRAWN BY & DATE K.KOHAMA 00/3/28 CHECKED BY & DATE T.YAMAGUCHI 00/3/30 APPROVED BY & DATE M.FUKUSHIMA 00/3/30	TITLE: KK 2.5 WAFER ASS'Y WITH LOCK	WIRE RANGE 適用線径範囲 //	ANGLE 角度 +3°	DRAWING NO. S5045.S01