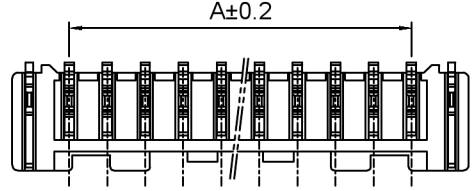
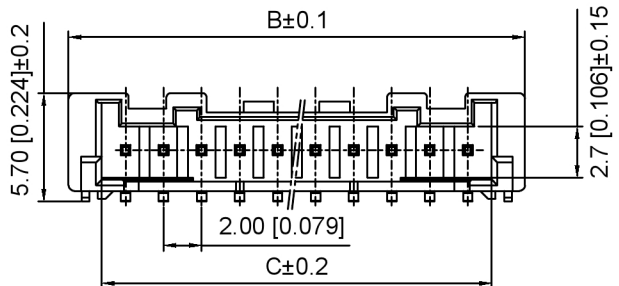
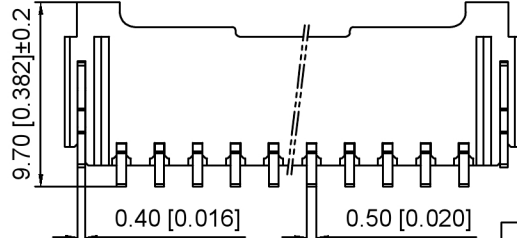
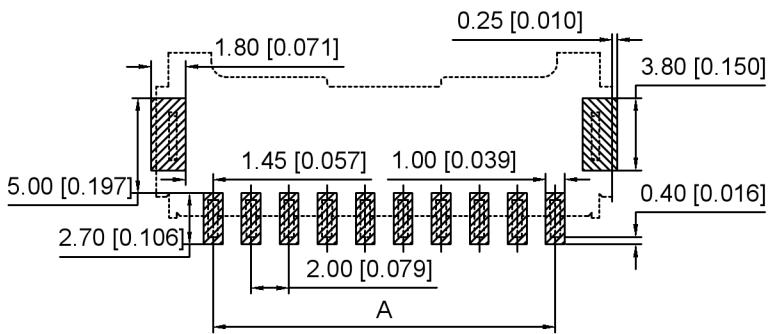


Specifications:
 规格:
 Voltage rating: 250V AC/DC
 额定电压: 250V AC/DC
 Current rating: 3A AC/DC
 额定电流: 3A AC/DC
 Withstanding voltage: 800V AC/minute
 耐受电压: 800V AC/分钟
 Temperature range: -25°C~+85°C
 温度范围: -25°C~+85°C
 Insulation resistance: 1000MΩ min
 绝缘电阻: 1000MΩ Min
 Contact resistance: 20mΩ Max
 接触电阻: 20mΩ Max



Schematic Diagram of 10, 11, 12, 13, 14, 15-Hole



X2000 W R S - XX - 6T SN
 ① ② ③ ④ ⑤ ⑥ ⑦

1. Series No
2. Category: W-Wafer
3. Welding Board Angle: R-Stright 90°
4. Weding Way: S-SMT
5. Row No. Pin No: XX-02~15P
6. Material: 6T-PA6T UL94V-0 Beige
7. Plating: SN-Tin Plated

Poles	Dimensions(mm)			Poles	Dimensions(mm)		
	A	B	C		A	B	C
02	2.00	8.00	4.55	09	16.00	22.00	18.55
03	4.00	10.00	6.55	10	18.00	24.00	20.55
04	6.00	12.00	8.55	11	20.00	26.00	22.55
05	8.00	14.00	10.55	12	22.00	28.00	24.55
06	10.00	16.00	12.55	13	24.00	30.00	26.55
07	12.00	18.00	14.55	14	26.00	32.00	28.55
08	14.00	20.00	16.55	15	28.00	34.00	30.55

X2000WRS-XX-6TSN	PA6T	Brass	X2000H
PART NO	Material	Material(Pin)	Suitable XKB Housing

PCB LAYOUT

广东星坤科技股份有限公司

生 ΔX
 教 ΔX
 MARK

日期

REVISIONS	DATE	REVISED	APPROVED	DESCRIPTION

ANGULAR	±5°
L ≤ 4	±0.2
4 < L ≤ 16	±0.3
16 < L ≤ 63	±0.4
L > 63	±0.5
UNSPECIFIED TOLERANCES	



DSND	SCALE: N/A	MODEL TYPE: 2.0mm Crimp Style Connector
DWN	VIEW:	PART NO.: X2000WRS-XX-6TSN
CHKD	UNIT: mm/in	DWG NO.: X-X2000WRS-XX-6TSN
APPD	SIZE: A4	

XKB INDUSTRIAL PRECISION CO., LIMITED

WEIGHT	SHEET	REVISION
	1/1	A0

文件工程章