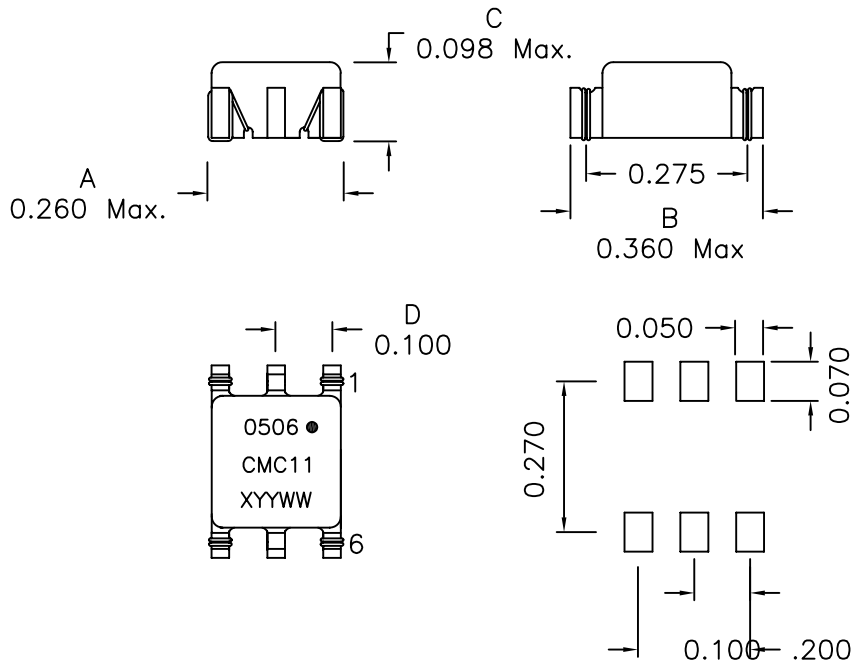
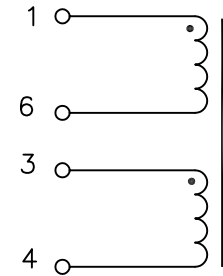


## 1. Mechanical Dimensions:



SUGGESTED PAD LAYOUT

## 2. Schematic:



## 3. Electrical Specifications:

OCL: 1-6, 47uH Min. @100KHz, 0.1V

Q: 1-6 8 Min @10KHz, 50mV

DCR: 1-6, 0.400 Ohms Max. Each  
Common Mode Att.

18dB Typ @300KHz

21dB Typ @1MHz

32dB Typ @10MHz

31dB Typ @30MHz

26dB Typ @50MHz

23dB Typ @100MHz

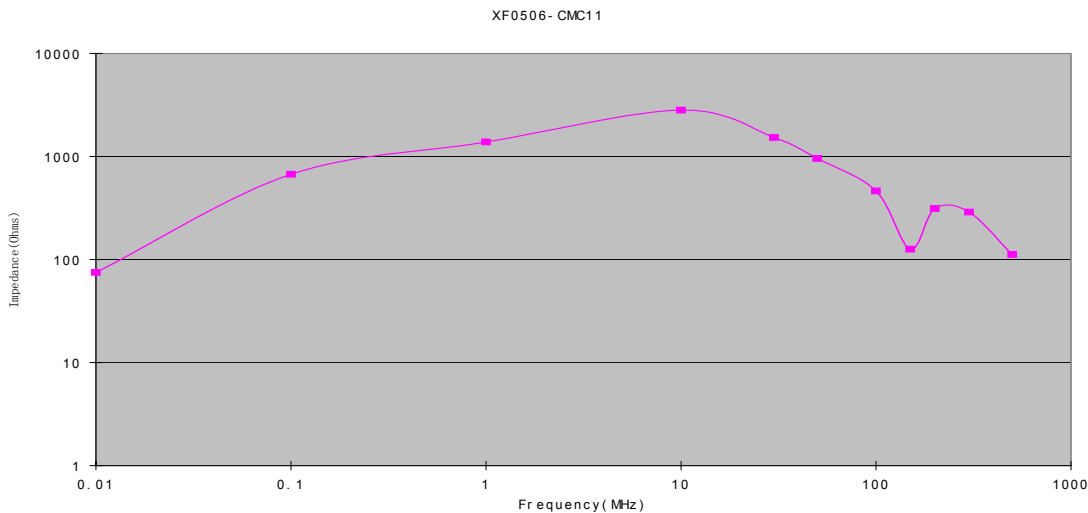
25dB Typ @300MHz

17dB Typ @500MHz

Hi-pot: 1500Vac, Wdg to Wdg

### Notes:

1. Solderability: Leads shall meet MIL-STD-202G, Method 208H for solderability.
2. Flammability: UL94V-0
3. ASTM oxygen index: > 28%
4. Insulation System: Class F 155°C. UL file E151556
5. Operating Temperature Range: All listed parameters are to be within tolerance from -40°C to +85°C
6. Storage Temperature Range: -55°C to +125°C
7. Aqueous wash compatible
8. SMD Lead Coplanarity:  $\pm 0.004^*(0.102\text{mm})$
9. Electrical and mechanical specifications 100% tested
10. RoHS Compliant Component



DOC REV A/10

<b>XFMRs Inc.</b> www.XFMRS.com		Title: COMMON MODE CHOKE FOR ADSL AND VDSL	
UNLESS OTHERWISE SPECIFIED TOLERANCES: .xxx $\pm 0.010$		P/N: XF0506-CMC11	REV. A
Dimensions in INCH		DWN. Mei Chen	Jun-07-10
SHEET 1 OF 1		CHK. YK Liao	Jun-07-10
		APP. BW	Jun-07-10