




# SP50&80U-T

## 50 AND 80 WATT TRIPLE OUTPUT MODELS



### FEATURES

- ✔ 80W POWER FACTOR CORRECTED
- ✔ UNIVERSAL INPUT (AC85-264V)
- ✔ METAL CHASSIS WITH COVER
- ✔ INTERNAL EMI FILTER
- ✔ HIGH RELIABILITY
- ✔ LOW COST, HIGH PERFORMANCE
- ✔ 3 YEAR WARRANTY

### SAFETIES / EMI



FCC-B  
CISPR-B  
VCCI-2

### ELECTRICAL SPECIFICATIONS

All specifications are typical at nominal input, full load.

### INPUT SPECIFICATIONS

Input Voltage.....	AC 100-120 / 200-240V (AC85-264V) (DC110-340V)
Input Frequency.....	50-60 Hz (47-63 Hz)
Input Current (AC 100/240V).....	SP50U .69/.29 (typ), SP80U 1.2/.5 (typ)
Inrush Current.....	SP50U 10/20A., SP80U 15/30A TYP
Voltage Adjust Range.....	CH1: +5%, -0%, CH2: Fixed (Factory Set Accuracy +/- 5%)
Power Factor Correction.....	SP80U 0.95 min. (IEC 1000-3-2)

### OUTPUT SPECIFICATIONS

Output Voltage.....	See Chart
Leakage Current.....	0.75 mA RMS max.
Over-Voltage Protection.....	Built In
Over-Current Protection.....	Built In (5V output only)
Line Regulation.....	0.4%
Load Regulation.....	CH1: 2% CH2, CH3 2% min.
Hold-Up Time.....	20m sec. Min.
Rise Time.....	SP50U 500 mSEC. SP80U 1500 mSEC.
Drift.....	0.5%+15mV (8hr. after 1 hr. warm up)
Ripple Noise (DC~100MHz).....	150 mVp-p

### GENERAL SPECIFICATIONS

MTBF.....	190,000 Hours
Isolation Voltage	
Primary to Secondary.....	AC 3000V
Primary to Case.....	AC 1500V (1 min. Cut off current)
Secondary to Case.....	AC 500V
Isolation Resistance.....	Input-Output-Case 100-Mohms min. (DC500V)
Vibration .....	0.5 mm width, 10-55 Hz/1 min. cycle, 3 directions each 30 min.
Shock.....	20G (3 directions, each 3 times)

### ENVIRONMENTAL SPECIFICATIONS

Operating Temperature .....	0°-60°C
	Derates linearly 2.5%/°C after 50°C
Temperature Coefficient.....	±0.02% / °C
Storage Temperature.....	-20°C - 85°C

### PHYSICAL SPECIFICATIONS

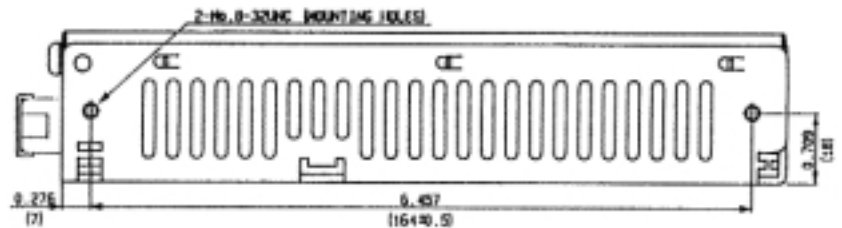
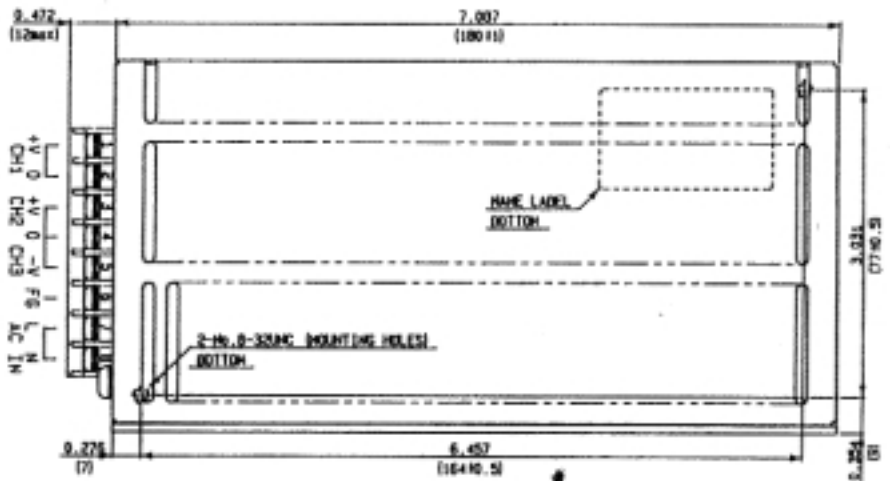
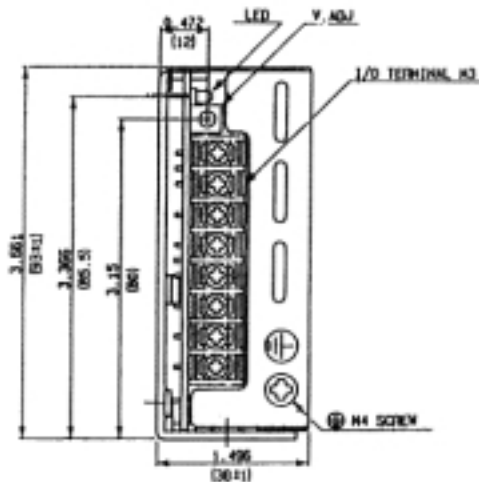
Metal Enclosed - Terminal Block


# Series

	MODEL	OUTPUT 1		OUTPUT 2		OUTPUT 3	
		VOLT	AMPS	VOLT	AMPS	VOLT	AMPS
50W	<b>SP50U-0522T</b>	+5V	6	+12V	2.0	-12V	1.0
	<b>SP50U-0533T</b>	+5V	6	+15V	1.4	-15V	1.0

MAX POWER NOT TO EXCEED: SP50U - 50 WATTS

## SPU 50T



- NOTE:
- MOUNTING SCREW NOT TO EXCEED MAX PENETRATION OF 0mm.
  -  SCREW NOT TO EXCEED MAX PENETRATION OF 7mm.
  - TOLERANCE ±1mm.
  - ALL DIMENSIONS IN THIS (mm).

**NOTE:**  
 All specifications typical and nominal / full load and 25°C unless otherwise noted.  
 Mounting screw length should not exceed 0.31 inches or 8 mm.  
 Avoid sustained operation in overload or dead short conditions.  
 Specifications subject to changes without notice.

- No. 8-32 mounting holes standard
- Dimensions in mm
- Terminal block or "pin" type connector available