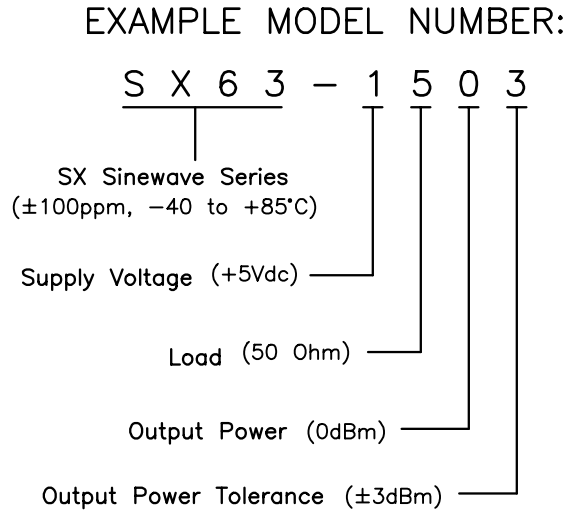




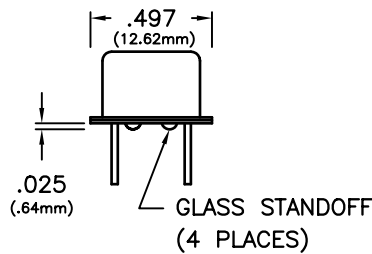
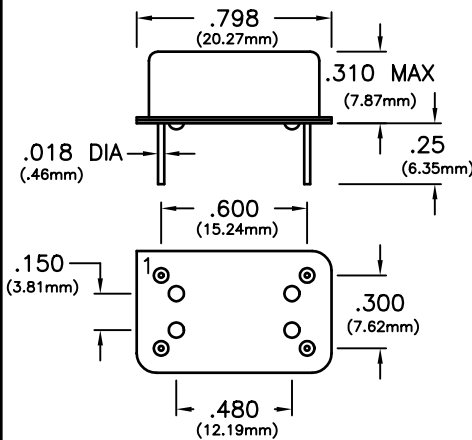
HIGH FREQUENCY 14 PIN DIP SINEWAVE

SPECIFICATIONS	SX62-*5**	SX63-*5**	SX64-*5**
Frequency Range	24MHz to 300MHz	24MHz to 400MHz	24MHz to 200MHz
Frequency Stability	±50ppm	±100ppm	±20ppm
Temperature Range	-40°C to +85°C		
Supply Voltage	1	+5Vdc ±5%	
* - add suffix to model number	2	+12Vdc ±5%	
	3	+15Vdc ±5%	
Load	5	50 Ohm	
Output Power	0	0dBm	
* - add suffix to model number	2	1.5dBm	
	3	3dBm	
	4	-5dBm	
	5	7dBm	
	6	10dBm	
Output Power Tolerance	1	±1dBm	
* - add suffix to model number	2	±2dBm	
	3	±3dBm	
Total Harmonic Distortion	-25dBm Maximum , -35dBm Typical		
Supply Current	50mA Maximum , 25mA Typical		
Start Up Time	10mS Maximum		
Package	All metal, hermetically sealed, welded package		



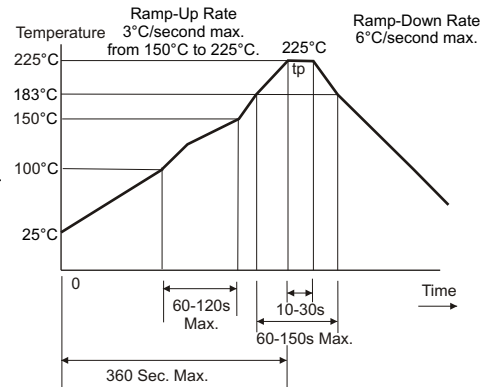
RoHS 5/6 Compliant

Package Outline and Pin Connections



PIN	CONNECTION
1	GROUND (CASE)
7	GROUND (CASE)
8	OUTPUT
14	Vcc

Solder Profile



Specifications subject to change without notice