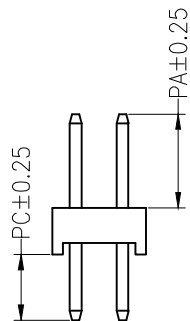
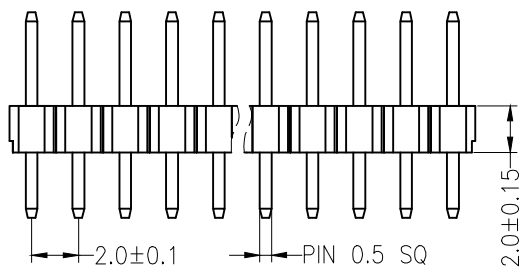


Dimension antitheses list			
ITEM	PA	PC	L
Standard	3.90	2.80	8.70



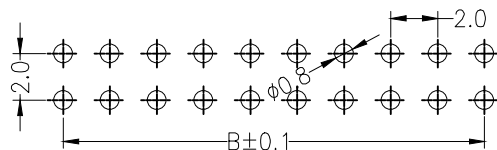
SPECIFICATIONS
 Rated Current:1.5AMP
 Contact Resistance:20mΩ Max
 Withstand Voltage:500V AC/DC
 Insulation Resistance:1000MΩ Min
 Operation Temperature:-40°c to +105°c

Contact Material:Brass
 Contact Plating:Au or Sn Over Ni
 Insulator Material:Polyester(UL94V-0)
 Standard: PA6T
 Max.Processing Temp: 230°C for 30-60 seconds
 (260°C for 5 seconds)

Dimen Sions List

Contacts Per row	Dimensions		Contacts Per row	Dimensions	
	A	B		A	B
1	2.00	0	21	42.00	40.00
2	4.00	2.00	22	44.00	42.00
3	6.00	4.00	23	46.00	44.00
4	8.00	6.00	24	48.00	46.00
5	10.00	8.00	25	50.00	48.00
6	12.00	10.00	26	52.00	50.00
7	14.00	12.00	27	54.00	52.00
8	16.00	14.00	28	56.00	54.00
9	18.00	16.00	29	58.00	56.00
10	20.00	18.00	30	60.00	58.00
11	22.00	20.00	31	62.00	60.00
12	24.00	22.00	32	64.00	62.00
13	26.00	24.00	33	66.00	64.00
14	28.00	26.00	34	68.00	66.00
15	30.00	28.00	35	70.00	68.00
16	32.00	30.00	36	72.00	70.00
17	34.00	32.00	37	74.00	72.00
18	36.00	34.00	38	76.00	74.00
19	38.00	36.00	39	78.00	76.00
20	40.00	38.00	40	80.00	78.00

Recommended P.C.B Layout(Top Side)
 (PCB BOARD TOLERANCE±0.05)



Ordering Information

15 20-12 XX X N XX S XXX 0 01

Plastic high
20=H2.0mm

No.of Pins
Per Row
01~50P

Insulator Material
Option
A=PBT
B=PA66
C=PA6T
D=PA46
E=PA9T
F=LCP

Contact Plating
G0:0.8U" Gold
G1:1.1U" Gold
G2:1.5U" Gold
G3:2U" Gold
G4:3U" Gold
G5:5U" Gold
G6:10U" Gold
G7:15U" Gold
S0:Gold Flash/Tin
SN:Tin

Pin Length
115=11.5mm

Packing
0=PE Bag
A=Tray
T=Tube
P=Tube+Cap
R=Reel+Cap
M=Reel+Mylar

code stream
01~99



深圳市华宇创精密电子有限公司

TOLERANCE: X.X ±0.30 X.XX ±0.25 X.XXX ±0.15 X' ±2' X.X' ±0.5'	DRAWN BY : 陈一鸣	DATE : 2014-02-23	PART NAME: 2.00X2.0PH 2XNP 180 ° L8.7
	CHECKED BY: 马跃	DATE : 2014-02-23	PART NO. 1520-12XXXNXXSXXX001
UNIT: mm [inch] SCALE: 1:1 SIZE: A4	APPROVED BY:	DATE : 2014-02-23	DRAW NO: HYC-1812011103
			SHEET NO. 1 OF 1