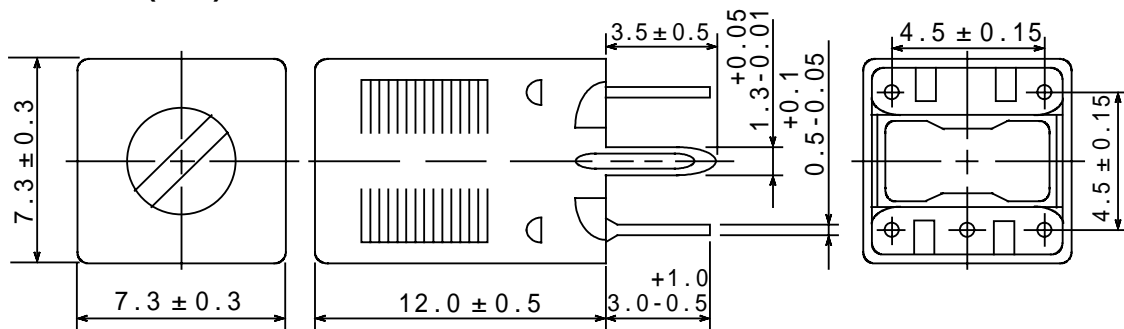


Type: P-7GJ/MW, P-7GJ/SW
Product Description

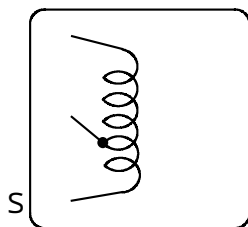
- 7.6 × 7.6mm Max.(L × W), 12.5mm Max. Height.
- Inductance:1~680μH Max.
- Operating frequency:22MHz Max.
- In addition to the reference versions of parameters shown here,custom designs are available to meet your exact requirements

Feature

- Variable shielded type.
- MW,SW types are available.
- Internally assembled condenser is available.
- Ideally used in Radio(MW,SW) ,TV. Transceiver
- RoHS Compliance


Dimensions (mm)


- * Dimension does not include solder used on coil.
- * Pin pitch shall be measured at the root of terminal.

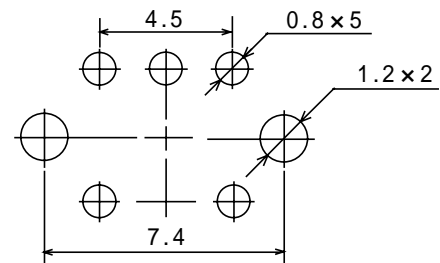
Connection (Bottom View)


P-7GJ/MW

"S" is winding start



P-7GJ/SW

Terminal Layout (mm)


Type: P-7GJ/MW, P-7GJ/SW
Specification (P-7GJ/MW) (Part No.S0995614)

Item	(1 - 3)	Measuring conditions
Inductance	190 μ H \pm 6% Variable	796kHz
Unloaded Qu	80 Min.	796kHz
Using Frequency: 600kHz ~ 755kHz		

Specification (P-7GJ/SW) (Part No.S0995479)

Item	(1-3)	Measuring conditions
Inductance	1.36 μ H \pm 5% Variable	7.96MHz
Unloaded Qu	60 Min.	7.96MHz
Using Frequency: 6.8MHz ~ 22.4MHz		