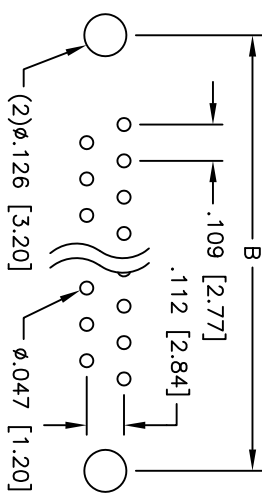
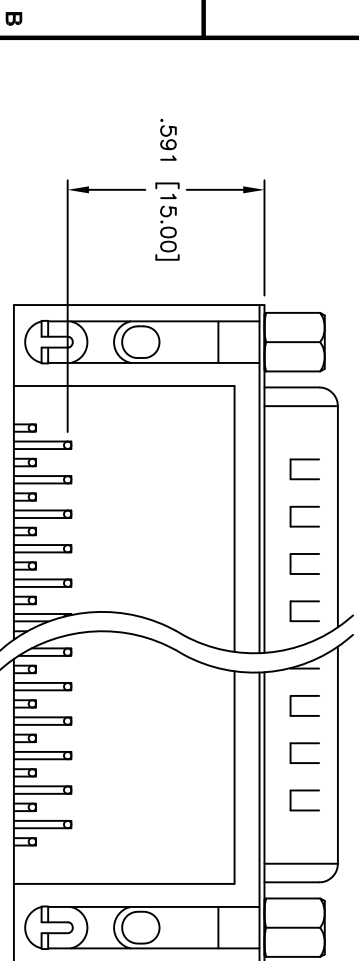
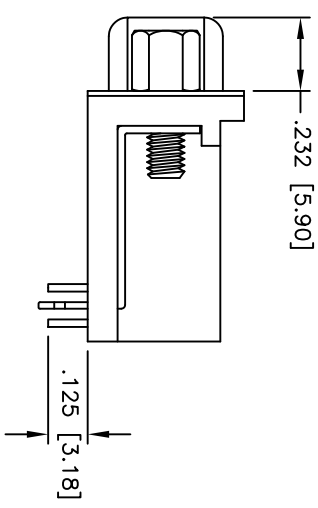
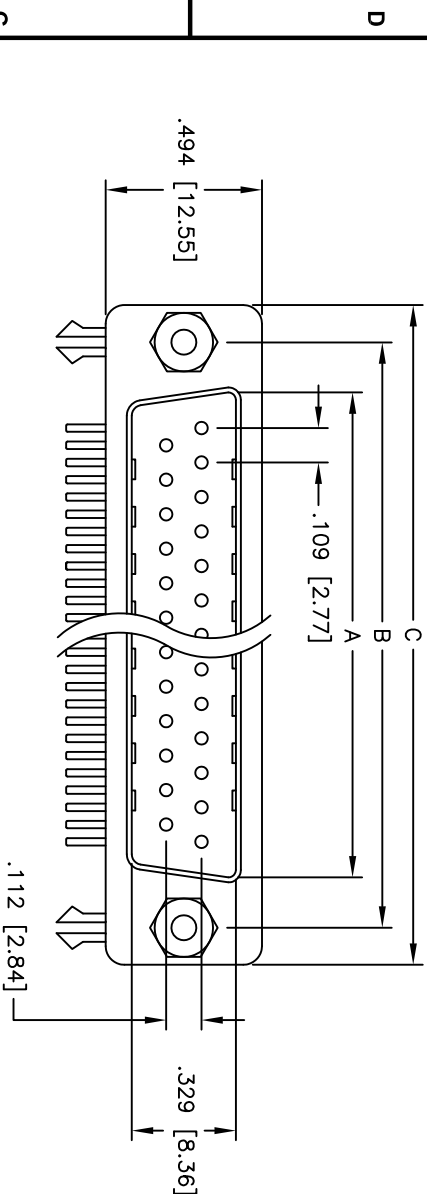


Rev	AWO #	Description	Date	Appr
-		RELEASED	4/20/05	

APPROVED: _____
 DATE: _____ TITLE: _____



PCB LAYOUT

DXXX	NO. OF CONTACTS	DIMENSIONS		
		A	B	C
DE09	9	.666 [16.92]	.984 [24.99]	1.213 [30.81]
DA15	15	.994 [25.25]	1.312 [33.32]	1.541 [39.14]
DB25	25	1.534 [38.96]	1.852 [47.04]	2.088 [53.04]
DC37	37	2.182 [55.42]	2.500 [63.50]	2.729 [69.32]

ADAM TECH

909 Rahway Avenue, Union, NJ 07083
 Phone: 908-687-5000 Fax: 908-687-5710

TITLE: .591 [15.00] FOOTPRINT D-SUB PLUG
 FORKED BOARDLOCKS, FIXED JACKSCREWS

SPECIFICATIONS:
 Material: Insulator: PBT, glass reinforced, rated UL 94V-0
 Insulator color: Black
 Contacts: Phosphor Bronze
 Shell: Steel, Tin plated
 Hardware: Brass, Nickel plated
 Plating: Gold flash over Nickel underplate overall
 Electrical: Operating voltage: 250 VAC max
 Current rating: 5 Amps max
 Contact resistance: 20 mohms max
 Insulation resistance: 5,000 Mohms min
 Dielectric withstanding voltage: 1,000 VAC for 1 minute
 Temperature Rating: Operating temperature: -65°C to +125°C
 Environmental: Lead free, RoHS compliant
 Recommended soldering temp: 235°C for 5 seconds



UNLESS OTHERWISE SPECIFIED ALL DIMENSIONS ARE INCHES [MM]	
TOLERANCES: EXCEPT AS NOTED	
INCHES	HOLDS
.X ± .10	ØXX ± .10
.XX ± .020	ØXXX ± .015
.XXX ± .015	ØXXXX ± .010
APPROVALS	DATE
DRAWN SS	4/20/05
CHECKED	
APPROVED	

SIZE	PART NO.	REV.
X	DXXX-PQ-R3	-
REF:	SCALE: NTS	SHEET 1 OF 1