



- Features :
 - AC 180~260VAC input
 - PF> 0.98@ 230VAC
 - Protections: Short circuit/ Overload/ Over voltage/ Over temperature
 - Built in remote sense function
 - Built-in remote ON-OFF control
 - Power good signal
 - With parallel function(N+1)
 - Can adjust from 20~100% output voltage by external control 1-5V
 - Forced air cooling by built-in fan
 - 3 years warranty

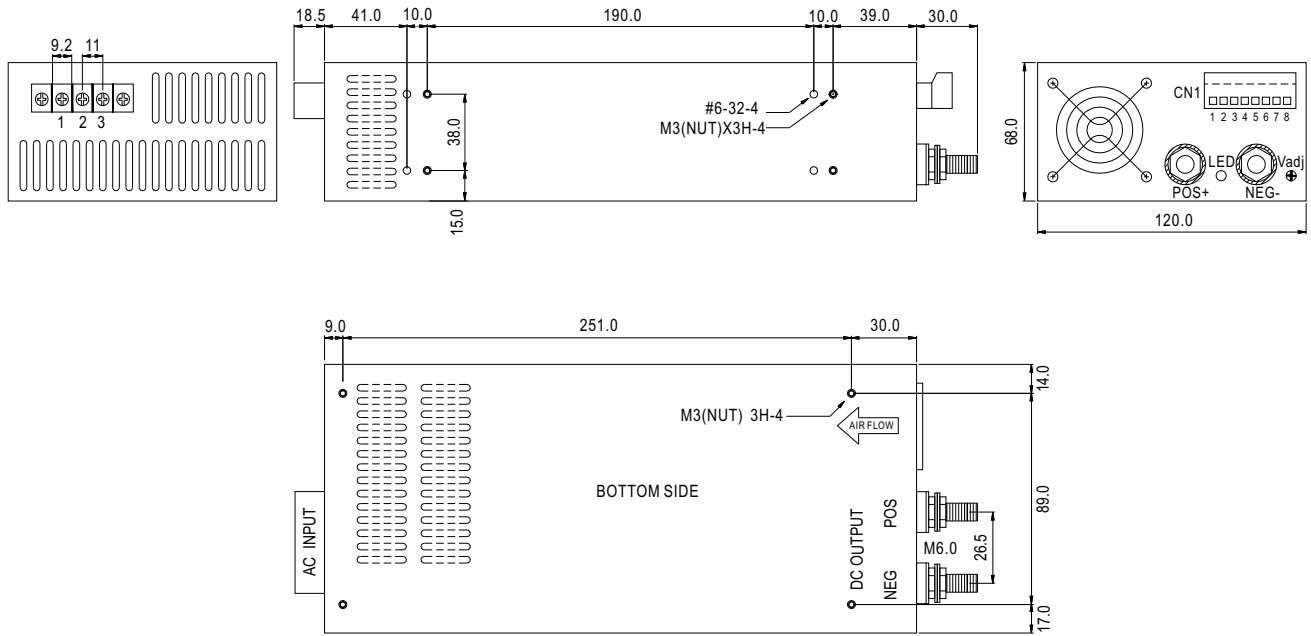


SPECIFICATION

| ORDER NO. | SCP-600-05 | SCP-600-09 | SCP-600-12 | SCP-600-15 | SCP-600-18 | SCP-600-24 | SCP-600-36 | SCP-600-48 | SCP-600-60 | |
|------------------------|---|--|------------|------------|------------|------------|------------|------------|------------|-----------|
| OUTPUT | SAFETY MODEL NO. | 600S-P005 | 600S-P009 | 600S-P012 | 600S-P015 | 600S-P018 | 600S-P024 | 600S-P036 | 600S-P048 | 600S-P060 |
| | DC VOLTAGE | 5V | 9V | 12V | 15V | 18V | 24V | 36V | 48V | 60V |
| | RATED CURRENT | 100A | 66A | 50A | 40A | 33A | 25A | 16A | 12A | 10A |
| | CURRENT RANGE | 0 ~ 100A | 0 ~ 66A | 0 ~ 50A | 0 ~ 40A | 0 ~ 33A | 0 ~ 25A | 0 ~ 16A | 0 ~ 12A | 0 ~ 10A |
| | RATED POWER | 500W | 594W | 600W | 600W | 600W | 600W | 500W | 576W | 600W |
| | RIPPLE & NOISE (max.) Note.2 | 100mVp-p | 100mVp-p | 120mVp-p | 150mVp-p | 180mVp-p | 240mVp-p | 360mVp-p | 480mVp-p | 500mVp-p |
| | VOLTAGE ADJ. RANGE | ±5.0% Typical adjustment by potentiometer 20%~100% adjustment by 1~5VDC external control | | | | | | | | |
| | VOLTAGE TOLERANCE Note.3 | ±1.5% | ±1.0% | ±1.0% | ±1.0% | ±1.0% | ±1.0% | ±1.0% | ±1.0% | ±1.0% |
| | LINE REGULATION | ±0.5% | ±0.5% | ±0.5% | ±0.5% | ±0.5% | ±0.5% | ±0.5% | ±0.5% | ±0.5% |
| | LOAD REGULATION | ±1.0% | ±0.5% | ±0.5% | ±0.5% | ±0.5% | ±0.5% | ±0.5% | ±0.5% | ±0.5% |
| SETUP, RISE, HOLD TIME | 500ms, 250ms, 16ms at full load | | | | | | | | | |
| INPUT | VOLTAGE RANGE | 180~260VAC 260~370VDC see the derating curve | | | | | | | | |
| | FREQUENCY RANGE | 47~63Hz | | | | | | | | |
| | POWER FACTOR | >0.98 / 230VAC | | | | | | | | |
| | EFFICIENCY (Typ.) | 80% | 82% | 84% | 85% | 86% | 89% | 89% | 90% | 90% |
| | AC CURRENT | 5.0A / 230VAC | | | | | | | | |
| | INRUSH CURRENT (max.) | 60A / 230VAC | | | | | | | | |
| LEAKAGE CURRENT (max.) | 3.5mA / 240VAC | | | | | | | | | |
| PROTECTION | OVER LOAD Note.4 | 105~115% rated output power Protection type : Current limiting, delay shut down o/p voltage, re-power on to recover | | | | | | | | |
| | OVER VOLTAGE | 110 ~ 135% Follow to output set up point Protection type : Shut down o/p voltage, re-power on to recover | | | | | | | | |
| | OVER TEMPERATURE | >100°C / measure by heat sink, near transformer Protection type : Shut down o/p voltage, recovers automatically after temperature goes down | | | | | | | | |
| ENVIRONMENT | WORKING TEMP. | -20~+65°C (Refer to output load derating curve) | | | | | | | | |
| | WORKING HUMIDITY | 20~90% RH non-condensing | | | | | | | | |
| | STORAGE TEMP., HUMIDITY | -20~+85°C 10~95% RH | | | | | | | | |
| | TEMP. COEFFICIENT | ±0.04% / °C (0~50°C) | | | | | | | | |
| SAFETY & EMC (Note. 5) | VIBRATION | 10~200Hz, 2G 10min./1cycle, 60min. each along X, Y, Z axes | | | | | | | | |
| | SAFETY STANDARDS | UL60950, TUV EN60950 Approved | | | | | | | | |
| | WITHSTAND VOLTAGE | I/P-O/P:3KVAC I/P-FG:1.5KVAC O/P-FG:0.5KVAC | | | | | | | | |
| | ISOLATION RESISTANCE | I/P-O/P, I/P-FG, OP/FG:100M Ohms / 500VDC | | | | | | | | |
| | EMI CONDUCTION & RADIATION | Compliance to EN55022 (CISPR22) class A | | | | | | | | |
| OTHERS | HARMONIC CURRENT | Compliance to EN61000-3-2,3 | | | | | | | | |
| | EMS IMMUNITY | Compliance to EN61000-4-2,3,4,5,6,8,11, Light industry level, criteria A | | | | | | | | |
| | POWER GOOD SIGNAL | Open collector of NPN transistor | | | | | | | | |
| NOTE | SPECIAL FUNCTION | DC Voltage Adj., remote sensing, remote control, parallel operation(refer to control terminal instruction manual) | | | | | | | | |
| | COOLING | By fan, >20% load or >50°C fan on | | | | | | | | |
| | MTBF | 74.9K hrs min. MIL-HDBK-217F(25°C) | | | | | | | | |
| | DIMENSION | 290*120*68mm (L*W*H) | | | | | | | | |
| PACKING | 2.3kg ; 8pcs / 20kg / CARTON | | | | | | | | | |
| NOTE | 1. All parameters NOT specially mentioned are measured at 230VAC input, rated load and 25°C of ambient temperature. 2. Ripple & noise are measured at 20MHz of bandwidth by using a 12" twisted pair-wire terminated with a 0.1uf & 47uf parallel capacitor. 3. Tolerance : includes set up tolerance, line regulation and load regulation. 4. Current limiting 3 times(1.5s,3.0s,5.0s)Then intelligent auto recovery before shut down 5. The power supply is considered a component which will be installed into a final equipment. The final equipment must be re-confirmed that it still meets EMC directives. | | | | | | | | | |

Unit:mm

Mechanical Specification



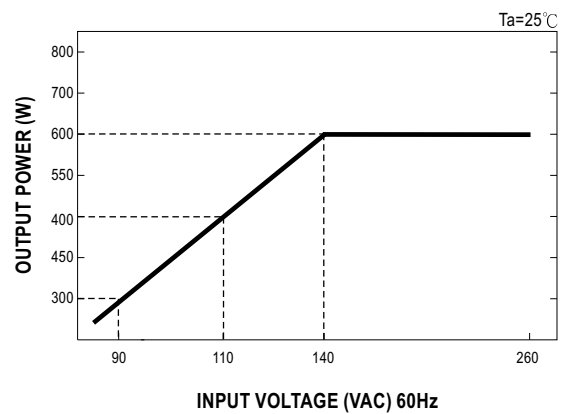
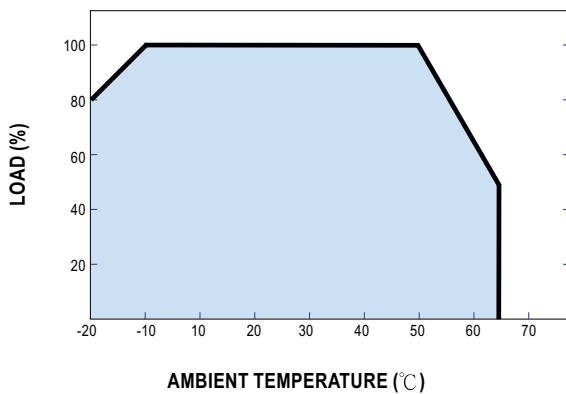
Terminal Pin. No. Assignment

| Pin No. | Assignment |
|---------|------------|
| 1 | AC/L |
| 2 | AC/N |
| 3 | FG \perp |

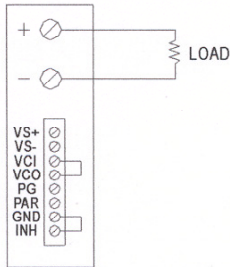
Control terminal Pin. No. Assignment (CN1) : Dinkle 51HDBC-O8P or equivalent

| Pin No. | Assignment | Pin No. | Assignment | Mating With |
|---------|------------|---------|------------|-----------------------------------|
| 1 | VS+ | 5 | PG | Dinkle 51SDB-O8P or equivalent |
| 2 | VS- | 6 | PAR | |
| 3 | VCI | 7 | GND | |
| 4 | VCO | 8 | INH | |

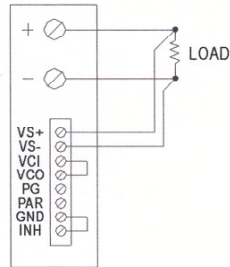
Derating Curve



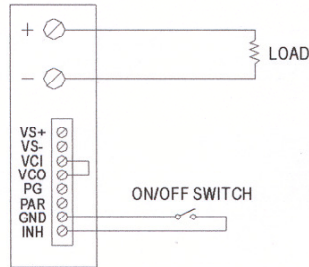
■ Control terminal instruction manual



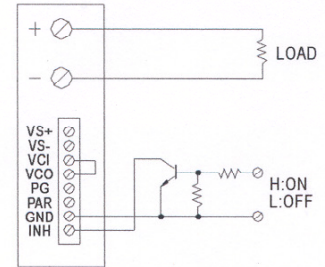
USING INTERNAL VOLTAGE CONTROL



REMOTE SENSING

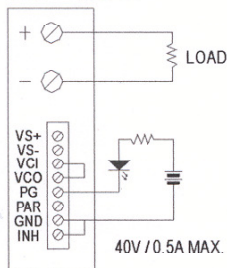


ON/OFF CONTROL BY SWITCH

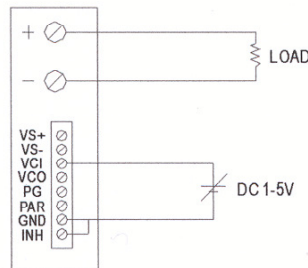


ON/OFF CONTROL BY TRANSISTOR

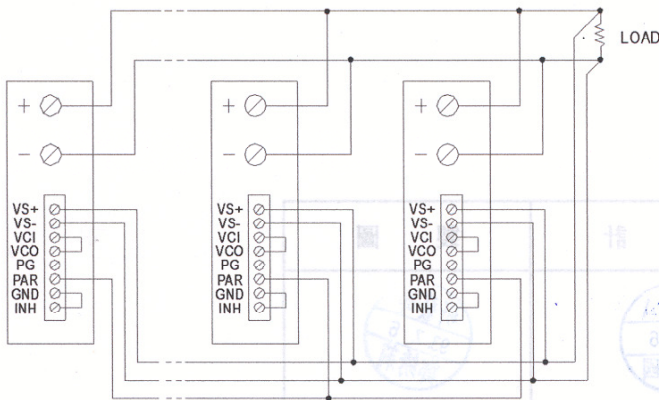
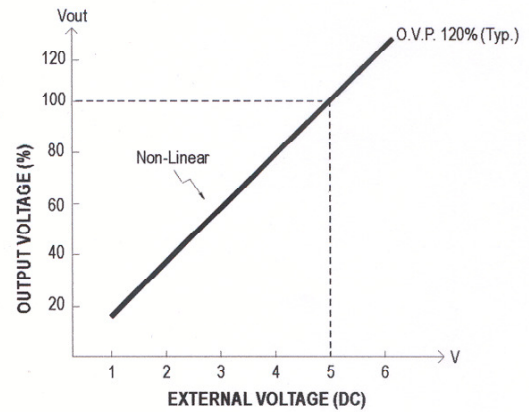
GOOD : LED OFF
FAIL : LED ON



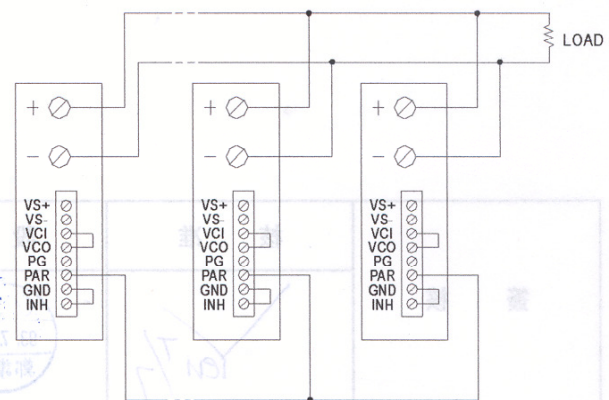
POWER GOOD SIGNAL



OUTPUT VOLTAGE ADJUST WITH DC 1-5V



PARALLEL OPERATION WITH REMOTE SENSING



PARALLEL OPERATION WITHOUT REMOTE SENSING