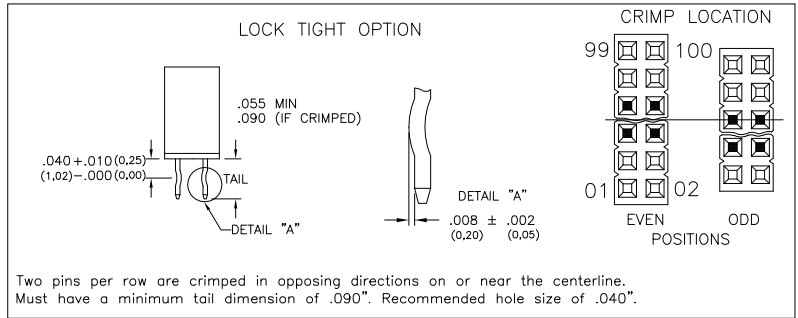
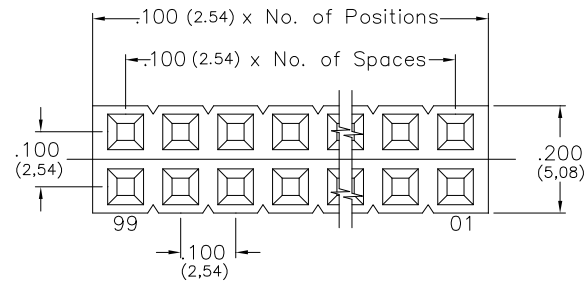
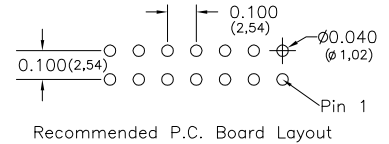
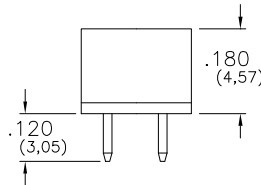
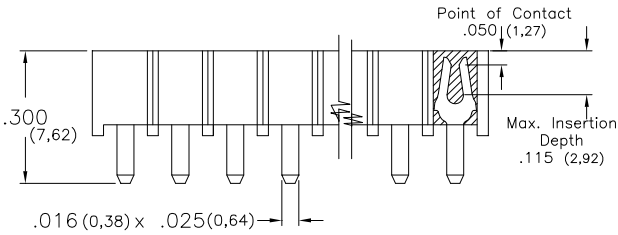


Major League Electronics .100 cl Low Profile Side Wipe Socket Strip



Two pins per row are crimped in opposing directions on or near the centerline. Must have a minimum tail dimension of .090". Recommended hole size of .040".



Tails may be clipped to achieve desired pin length

Ordering Information

LSWSS-1 - D - 02 - - - - - LF

Pins Per Row
01 - 50

Row Specification
D = Dual Row

Pin Style
.120 (3.05) - Tail/Foot 02

Plating Options	
- 10µ Gold on Contact area/Flash on Tail	G
- Matte Tin all Over	T
- 10µ Gold on Contact Area / Matte Tin on Tail	GT
- 30µ Gold on Contact Area / Matte Tin on Tail	H
- Gold Flash over Entire Pin	F

Lead Free

Every Other Pin Filled
Leave blank if not needed
E = Filled

Polarized Position
Leave blank if not needed
If required, specify empty pin position, e.g. 012 for Pin 12

Lock Tight "LT" (Optional)
Leave blank if not needed
LT = With

Specifications

Insertion Depth: .085 (2.16mm) to .115 (2.92mm)

Insertion Force - Per Contact:

12oz. Aug (3.34N) with .025 (0.64mm) sq. pin

Withdrawal Force - Per Contact:

6oz. Aug (1.67N) with .025 (0.64mm) sq. pin

Current Rating: 3.0 Ampere

Insulation Resistance: 1000MΩ Min.

Dielectric Withstanding: 600V AC

Contact Resistance: 10 mΩ Max.

Operating Temperature: -40°C to + 105°C

Max. Process Temperature:

Peak: 260°C up to 20 secs.

Process: 230°C up to 60 secs.

Wave: 260°C up to 6 secs.

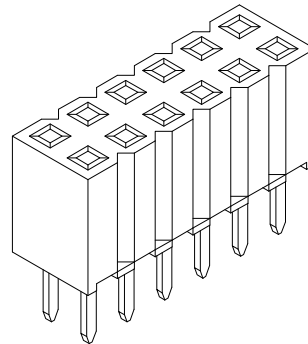
Manual Solder: 350°C up to 5 secs.

Materials

Contact Material: Phosphor Bronze

Insulator Material: Nylon 6T

Plating: Au or Sn over 50µ" (1.27) Ni



Mates with:

BSTC, TSHCR,
 BSTCM, TSHCRE,
 BSTCR, TSHCRSM,
 BSTCRSM, TSHR,
 BSTS, TSHRE,
 LBSTCM, TSHS,
 LTSHCR, TSHSCM,
 LTSHCRE, TSHSM,
 LTSHR, ULTSHSM,
 LTSHRE, ULTSHC,
 LTSHSM, ULTSHCR
 TSHC,

Products cut to specific sizes are uncancellable/nonreturnable

Parts are subject to change without notice

LSWSS-1-D-02 SERIES

.100 cl Dual Row
Side Wipe Socket Strip

16 JAN 07

Scale
NTS

UNLESS OTHERWISE SPECIFIED
DIMENSIONS IN INCHES (MM)
TOLERANCES ARE:

ONE PLACE DECIMALS ±.100
TWO PLACE DECIMALS ±.010
THREE PLACE DECIMALS ±.005
FOUR PLACE DECIMALS ±.0020

ANGLES
±3°



4235 Earnings Way, New Albany, Indiana, 47150, USA

1-800-782-3486 (USA/Canada/Mexico)

Tel: 812-944-7244

Fax: 812-944-7268

E-mail: mle@mlelectronics.com

Web: www.mlelectronics.com

Edition
B

Sheet
1/2

Revisions

Revision B - 27th May 2010

Plastic height dimension - conversion amended

previously .180 (6,73)

now .180 (4,57)

LSWSS-1-D-02 SERIES

.100 cl Dual Row
Side Wipe Socket Strip

16 JAN 07

Scale
NTS

UNLESS OTHERWISE SPECIFIED
DIMENSIONS IN INCHES (MM)
TOLERANCES ARE:

ONE PLACE DECIMALS ±.100
TWO PLACE DECIMALS ±.010
THREE PLACE DECIMALS ±.005
FOUR PLACE DECIMALS ±.0020

ANGLES
±3°



4235 Earnings Way, New Albany, Indiana, 47150, USA
1-800-782-3486 (USA/Canada/Mexico)
Tel: 812-944-7244
Fax: 812-944-7268
E-mail: mle@mlelectronics.com
Web: www.mlelectronics.com

Edition
B

Sheet
2/2