

PLEASE CHECK WWW.MOLEX.COM FOR LATEST PART INFORMATION

Part Number: [0873681824](#)
Status: **Active**
Description: 2.00mm (.079") Pitch Milli-Grid™ Receptacle, Surface Mount, Side Entry, 0.38µm (15µ") Gold (Au) Plating, 18 Circuits, Leadfree

Documents:

[3D Model](#) [RoHS Certificate of Compliance \(PDF\)](#)
[Drawing \(PDF\)](#)

Agency Certification

CSA LR19980
 UL E29179

General

Product Family PCB Receptacles
 Series [87368](#)
 Application Board-to-Board
 Product Literature Order No 987650-1991
 Product Name Milli-Grid™

Physical

Circuits (Loaded) 18
 Color - Resin Black
 Durability (mating cycles max) 25
 Flammability 94V-0
 Glow-Wire Compliant No
 Lock to Mating Part None
 Material - Plating Mating Gold
 Material - Plating Termination Tin
 Material - Resin Nylon
 Number of Rows 2
 Orientation Right Angle
 PCB Locator Yes
 PCB Retention Yes
 Packaging Type Tube
 Pitch - Mating Interface (in) 0.079 In
 Pitch - Mating Interface (mm) 2.00 mm
 Plating min: Mating (µin) 15.2
 Plating min: Mating (µm) 0.38
 Plating min: Termination (µin) 101.6
 Plating min: Termination (µm) 2.54
 Polarized to PCB Yes
 Surface Mount Compatible (SMC) N/A
 Temperature Range - Operating -55°C to +105°C
 Termination Interface: Style Surface Mount

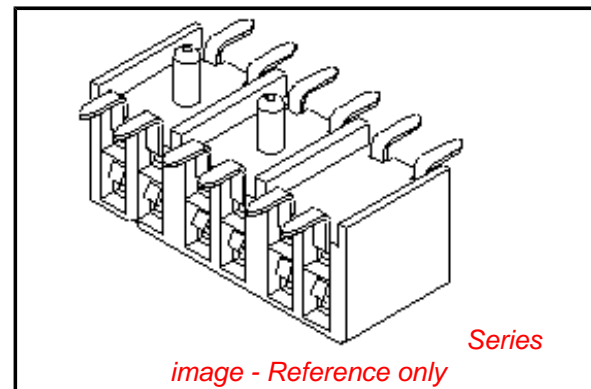
Electrical

Current - Maximum per Contact 1A
 Voltage - Maximum 125V

Solder Process Data

Duration at Max. Process Temperature (seconds) 14
 Lead-free Process Capability Reflow Capable (SMT only)
 Max. Cycles at Max. Process Temperature 1
 Process Temperature max. C 265

Material Info



EU RoHS

ELV and RoHS Compliant
REACH SVHC
 Not Reviewed
Halogen-Free Status
 Not Reviewed

China RoHS



Need more information on product environmental compliance?

Email productcompliance@molex.com
 For a multiple part number RoHS Certificate of Compliance, [click here](#)

Please visit the [Contact Us](#) section for any non-product compliance questions.

Search Parts in this Series

[87368Series](#)

Mates With

[87758](#) Vertical Through Hole PCB Headers,
[87759](#) Vertical Surface Mount PCB Headers,
[87760](#) Right Angle Through Hole PCB Headers

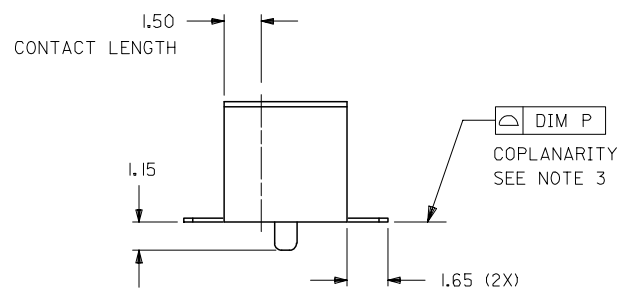
Reference - Drawing Numbers

Sales Drawing

SD-87368-**-20

This document was generated on 05/04/2010

PLEASE CHECK WWW.MOLEX.COM FOR LATEST PART INFORMATION

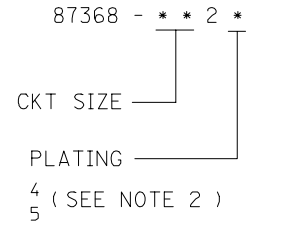


NOTE:

- 1) 12 CIRCUIT SIZE SHOWN FOR ILLUSTRATION ONLY. SEE CHART FOR AVAILABLE PART SIZES.
- 2) PLATING FINISH:
 - 4 - 0.38um/15uin MIN. GOLD IN CONTACT AREA
2.54um/100uin MIN. TIN IN SOLDER TAIL AREA
BOTH OVER 1.27um/50uin MIN. NICKEL OVERALL
 - 5 - 0.76um/30uin MIN. GOLD IN CONTACT AREA
2.54um/100uin MIN. TIN IN SOLDER TAIL AREA
BOTH OVER 1.27um/50uin MIN. NICKEL OVERALL
- 3) COPLANARITY OF SOLDER TAIL IS TO BE MEASURED BY RESTING THE PART ON A FLAT GAUGE SURFACE.
- 4) RECOMMENDED PC BOARD THICKNESS IS 1.60 ± 0.10mm.
- 5) PRODUCT SPECIFICATION PS-87264 APPLIES.
- 6) PART MATEABLE TO ALL MILLI-GRID HEADERS WITH MATING PIN LENGTH BETWEEN 2.50mm AND 4.20mm
- 7) PARTS SHALL BE PACKED IN MOISTURE BARRIER BAG.

PART NUMBER	CKT. SIZE	DIM A	DIM B	DIM F	DIM P
87368-082*	8	6.00	8.20	4.00	0.10
87368-102*	10	8.00	10.20	4.00	0.10
87368-122*	12	10.00	12.20	4.00	0.13
87368-142*	14	12.00	14.20	6.00	0.13
87368-162*	16	14.00	16.20	8.00	0.13
87368-182*	18	16.00	18.20	10.00	0.13
87368-202*	20	18.00	20.20	12.00	0.13
87368-222*	22	20.00	22.20	14.00	0.13
87368-242*	24	22.00	24.20	16.00	0.15
87368-262*	26	24.00	26.20	18.00	0.15
87368-282*	28	26.00	28.20	20.00	0.15
87368-302*	30	28.00	30.20	22.00	0.15
87368-322*	32	30.00	32.20	24.00	0.15
87368-342*	34	32.00	34.20	26.00	0.15
87368-362*	36	34.00	36.20	28.00	0.15
87368-382*	38	36.00	38.20	30.00	0.15
87368-402*	40	38.00	40.20	32.00	0.15
87368-422*	42	40.00	42.20	34.00	0.15
87368-442*	44	42.00	44.20	36.00	0.15
87368-462*	46	44.00	46.20	38.00	0.15
87368-482*	48	46.00	48.20	40.00	0.15
87368-502*	50	48.00	50.20	42.00	0.15

PART NO. LEGEND



RECOMMENDED P.C. BOARD LAYOUT

ADD NOTE 7. EC NO: S2008-0335 DRWNS:KANG CHKD:ATSEE APPR:MLONG	2007/11/27 2007/11/30 2007/12/03	QUALITY SYMBOLS ▽=0 ▽=0	GENERAL TOLERANCES (UNLESS SPECIFIED)		DIMENSION STYLE MM ONLY		SCALE NTS	DESIGN UNITS METRIC	THIRD ANGLE PROJECTION			
					DRAWN BY DATE		TITLE					
					CHECKED BY DATE		MATERIAL NO.		DOCUMENT NO.		SHEET NO.	
					APPROVED BY DATE		SEE TABLE		SD-87368-***20		1 OF 1	
		DRAFT WHERE APPLICABLE MUST REMAIN WITHIN DIMENSIONS		SIZE A3		THIS DRAWING CONTAINS INFORMATION THAT IS PROPRIETARY TO MOLEX INCORPORATED AND SHOULD NOT BE USED WITHOUT WRITTEN PERMISSION						