

125 Watt (Open Frame) AC/DC Converter

Picture Available Soon

- OPEN FRAME SWITCHING POWER SUPPLY
- UNIVERSAL INPUT RANGE 90...264 VAC, 47...63HZ OR 120...370VDC
- ULTRA COMPACT SIZE
- 3000 VAC INPUT-OUTPUT ISOLATION
- REGULATED OUTPUT
- 125W WITH 18CFM FAN
- EFFICIENCY UP TO 75%
- PFC FUNCTION

ELECTRICAL SPECIFICATIONS

All specifications valid at nominal Input voltage, full load and +25°C after warm-up time unless otherwise stated.

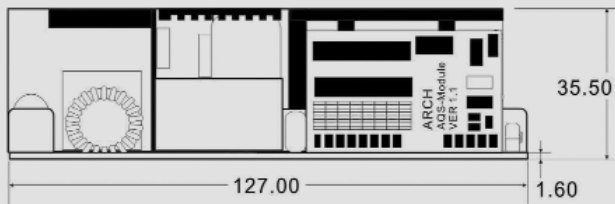
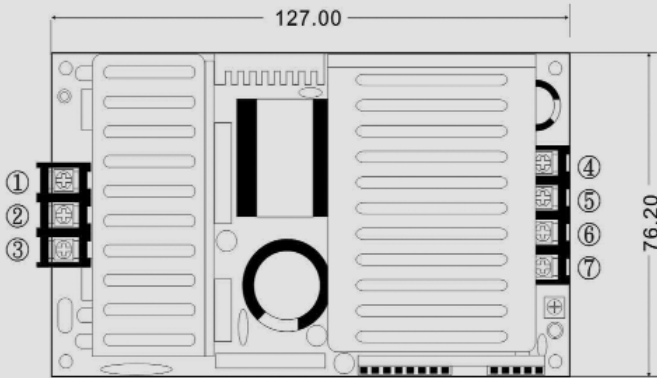
Model No. (Single Output)		AMEO125-3.3S	AMEO125-5S	AMEO125-12S	AMEO125-15S	AMEO125-24S	AMEO125-48S	
Max. Output Wattage (Convection)		66W	100W	100W	100W	100W	100W	
Max. Output Wattage (18CFM Fan)		82.5W	125W	125W	125W	125W	125W	
Input	Voltage	90-260 VAC or 120-370 VDC						
	Frequency (Hz)	47-63 Hz						
	Current (Full Load)	3A Max. (115VAC) / 1.5A Max. (230VAC)						
	Inrush Current (<2ms)	30A Max. (115VAC) / 60A Max. (230VAC)						
	Leakage Current	3.5mA Max.						
	Power Factor	PF>0.97 (115VAC) / PF>0.93 (230 VAC) at Full Load						
Output	Voltage (VDC)	3.3V	5V	12V	15V	24V	48V	
	Voltage Accuracy	±2%						
	Max. Current (Convection)	20A	20A	8.33A	6.66A	4.16A	2.08A	
	Max. Current (18CFM Fan)	25A	25A	10.4A	8.33A	5.2A	2.6A	
	Line Regulation (LL-HL) (typ.)	±1%						
	Load Regulation (5-100%) (typ.)	±1%						
	Minimum Load	0%						
	Maximum Capacitive Load	470-23,000µF Depending on model.						
	Ripple & Noise	100mV Max.			1% Max.			
	Efficiency	68%	70%	75%	75%	75%	75%	
Protection	Hold-up Time	18ms Min.						
	Switching Frequency	67kHz						
	Over Power Protection	Auto Recovery						
Isolation	Over Voltage Protection	Zener Diode Clamp						
	Short Circuit Protection	Auto Recovery						
Environment	Input-Output (VAC)	3000V						
	Input-FG (VAC)	1500V						
	Output-FG (VAC)	500V						
Physical	Operating Temperature (Conv)	-25°C - +40°C (without derating)						
	Operating Temperature (Fan)	-25°C - +50°C (without derating)						
	Storage Temperature	-40°C - +85°C						
	Temperature Coefficient	0.02% / °C (0-50°C)						
EMC	Humidity	95% RH						
	MTBF	> 100,000 hrs @ 25°C (MIL-HDBK-217F)						
	Dimensions (LxWxH)	5.00x3.00x1.40 Inches (127.0x76.2x35.5mm) Tolerance ±0.5mm						
EMC	Weight	365g						
	Cooling Method	Free Air Convection / 18CFM Forced Air						
EMC	EMI (Conducted & Radiated Emission)	EN55022 Class B						
	EMS (Noise Immunity)	EN55024						

Specifications are subject to change without notification.

Continued on next page

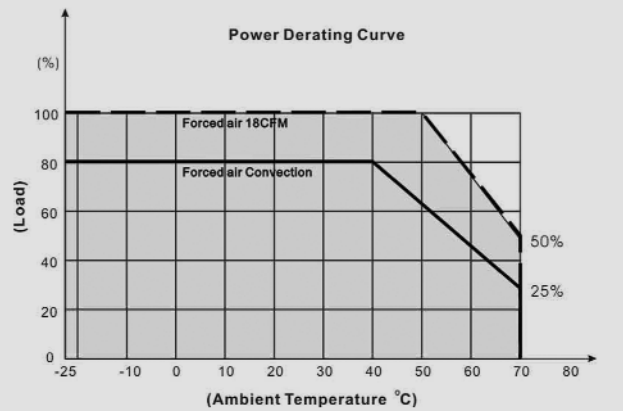
OUTLINE DIMENSIONS & PIN CONNECTIONS

MECHANICAL DIMENSION (Top View)



Pin	Single
1	FG
2	AC Input (N)
3	AC Input (L)
4, 5	+DC Output
6, 7	-DC Output

DERATING



BLOCK DIAGRAM

