

Relay Package SNR

- Relay package consisting of DIN-rail socket and relay
- 1 CO with 6 A rated load
- Module width only 6.2 mm
- Reduced system width for increased packing density on the DIN rail

Approvals

Relay: VDE Cert. No. 40010063, cULus E214025, cCSAus 2148326

Socket: VDE Cert. No. 40010063, cULus E224918

Technical data of approved types on request

Contact data

Contact configuration	1 CO	
Contact set	single contact	
Type of interruption	micro disconnection	
Rated voltage/max. switching voltage AC	240/400 VAC	
Rated current	6 A	
Maximum breaking capacity AC	1500 VA	
Limiting breaking capacity, max. 4 s, duty factor 10%	10 A	
Contact material	AgSnO ₂	AgSnO ₂ gold plated
Minimum contact load	100mA, 12V	50mW
Rated frequency of operation with/without load	6 / 1200 min ⁻¹	
Operate-/release time	max 12 / 5 ms	
Bounce time NO/NC contact	max 3 / 8 ms	

Contact ratings

For contact ratings see datasheet Slim Interface Relay SNR

Input data

Rated input voltage DC	12, 24 VDC, 115, 230 VAC/VDC*)
Operative range to IEC 61810	2

*) Version 115, 230 VAC/VDC equipped with 60 VDC relay


Coil versions, DC coil

Coil code	Rated voltage VDC	Operate voltage VDC	Release voltage VDC	Coil resistance Ω±10%	Rated coil power mW
LB2	12	8.4	0.6	848	184
LC4	24	16.8	1.2	3390	220

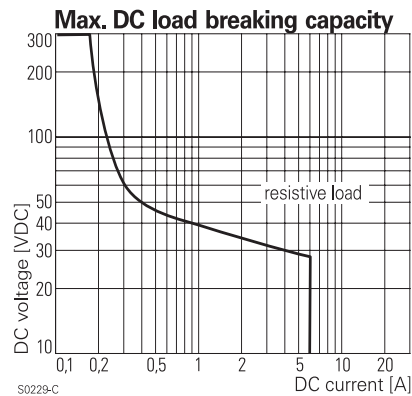
Coil versions, AC coil 50 Hz

Coil code	Rated voltage VAC	Operate voltage 50 Hz VAC	Release voltage 50 Hz VAC	Coil resistance Ω	Rated coil power 50 Hz mVA
SM5	115	82.0	9.0	not applicable	403
TPO	230	160.0	15.0	not applicable	736

Other coil voltages on request.



F0260-BS



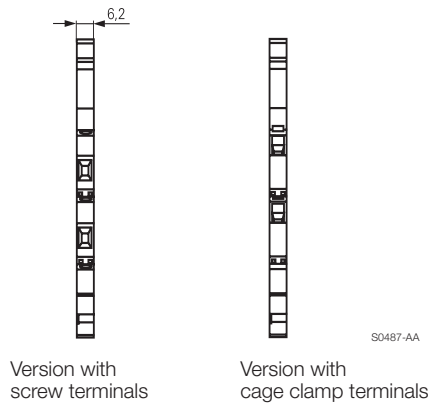
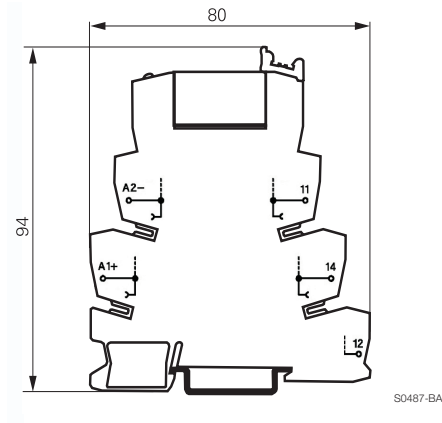
Insulation

Dielectric strength	
coil-contact circuit	4000 V _{rms}
open contact circuit	1000 V _{rms}
Clearance / creepage coil-contact circuit ≥ 6 / 8 mm	
Material group of insulation parts IIIa	
Insulation to IEC 60664-1	
Type of insulation coil-contact circuit	reinforced
open contact circuit	micro disconnection
Rated insulation voltage 250 V	
Pollution degree	3 2
Rated voltage system	240 V 230 / 400 V
Overvoltage category III	

Relay Package SNR (Continued)

Other data

Mechanical endurance	10x10 ⁶ cycles
Material compliance: EU RoHS/ELV, China RoHS, REACH, Halogen content	refer to the Product Compliance Support Center at www.te.com/customersupport/rohssupportcenter
Environment	
Ambient temperature range	-40...+55°C
Processing	
Terminals	screw / cage clamp
Terminal screw torque acc. IEC 61984	0.5 Nm
max.	0.6 Nm
Wire cross section	
single wire	0.14...2.5 mm ²
fine wire	0.14...2.5 mm ²
with bootlace crimp (DIN 46228/1)	0.14...2.5 mm ²
Insertion cycles	A (10)
Max. Insertion Force total	100 N
Mounting distance	≥ 0 mm, dense packing of sockets
Weight	32 g
Packaging unit	10 pcs



Accessories

For accessories see datasheet Accessories Slim Interface Relay SNR

Product code structure

Typical product code **ST** **4P** **3** **TP0**

Type

ST Relay Package SNR

Version

3P Relay set, SNR 1-pole CO (1 form C), 6 A, screw terminals
4P Relay set, SNR 1-pole CO (1 form C), 6 A, cage clamp terminals

Contact material

2 AgSnO₂, gold plated **3** AgSnO₂

Coil

LB2 12 VDC **LC4** 24 VDC
SM5 115 VDC/VAC **TP0** 230 VDC/VAC

Product code	Socket	Terminals	Relay	Contacts	Coil	Part Number
ST3P2LC4	ST3FLC4	screw	V23092-S1024-A201	AgSnO ₂ gold pl.	24VDC	3-1416100-0
ST3P3LB2			V23092-S1012-A301	AgSnO ₂	12VDC	3-1416100-1
ST3P3LC4			V23092-S1024-A301		24VDC	3-1416100-2
ST3P3SM5	ST3FSM5		V23092-S1060-A301		115VDC/VAC	3-1416100-3
ST3P3TP0	ST3FTP0				230VDC/VAC	3-1416100-4
ST4P2LC4	ST4FLC4	cage clamp	V23092-S1024-A201	AgSnO ₂ gold pl.	24VDC	3-1416100-5
ST4P3LB2			V23092-S1012-A301	AgSnO ₂	12VDC	3-1416100-6
ST4P3LC4			V23092-S1024-A301		24VDC	3-1416100-7
ST4P3SM5	ST4FSM5		V23092-S1060-A301		115VDC/VAC	3-1416100-8
ST4P3TP0	ST4FTP0				230VDC/VAC	3-1416100-9

Other types on request