

PLEASE CHECK WWW.MOLEX.COM FOR LATEST PART INFORMATION

Part Number: [0039532235](#)
Status: **Active**
Overview:
Description: 1.25mm (.049") Pitch FFC/FPC Connector, Through-Hole, Vertical, ZIF, 23 Circuits, Lead-free

Agency Certification

UL E29179

General

Product Family FFC/FPC Connectors
 Series 5597
 Overview ffc_fpc_throughhole
 Product Name N/A

Physical

Circuits (Loaded) 23
 Color - Resin Natural
 Contact Position N/A
 Durability (mating cycles max) 30
 Entry Angle Vertical
 Flammability 94V-0
 Mated Height (in) 0.295 In
 Mated Height (mm) 7.50 mm
 Material - Metal Phosphor Bronze
 Material - Plating Mating Tin-Bismuth
 Material - Plating Termination Tin-Bismuth
 Material - Resin Polyester
 Number of Rows 1
 Orientation Vertical
 PC Tail Length (in) 0.138 In
 PC Tail Length (mm) 3.50 mm
 PCB Locator No
 PCB Retention None
 Packaging Type Tray
 Pitch - Mating Interface (in) 0.049 In
 Pitch - Mating Interface (mm) 1.25 mm
 Plating min: Mating (µin) 40
 Plating min: Mating (µm) 1
 Plating min: Termination (µin) 40
 Plating min: Termination (µm) 1
 Polarized to PCB No
 Stackable No
 Surface Mount Compatible (SMC) No
 Temperature Range - Operating -20°C to +80°C
 Termination Interface: Style Through Hole
 Wire/Cable Type FFC/FPC

Electrical

Current - Maximum per Contact 1A
 Voltage - Maximum 200V

Material Info

Old Part Number 5597-23CPB7F

Reference - Drawing Numbers

Packaging Specification SPK-5597-001

EU RoHS

ELV and RoHS

Compliant

REACH SVHC

Not Reviewed

Halogen-Free

Status

Not Reviewed

China RoHS



Need more information on product environmental compliance?

Email productcompliance@molex.com
 For a multiple part number RoHS Certificate of Compliance, [click here](#)

Please visit the [Contact Us](#) section for any non-product compliance questions.

Search Parts in this Series

[5597Series](#)

Product Specification

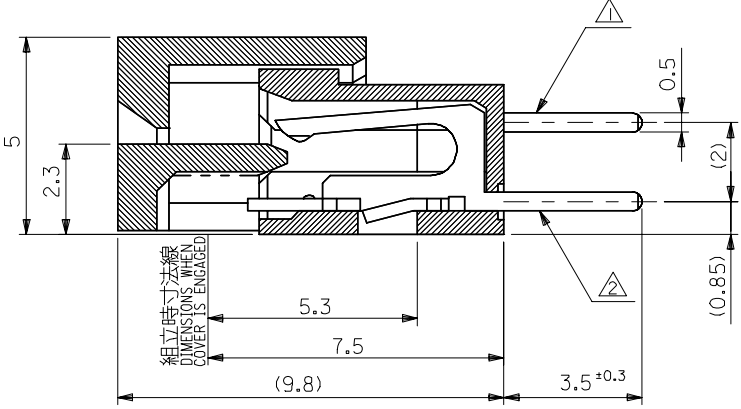
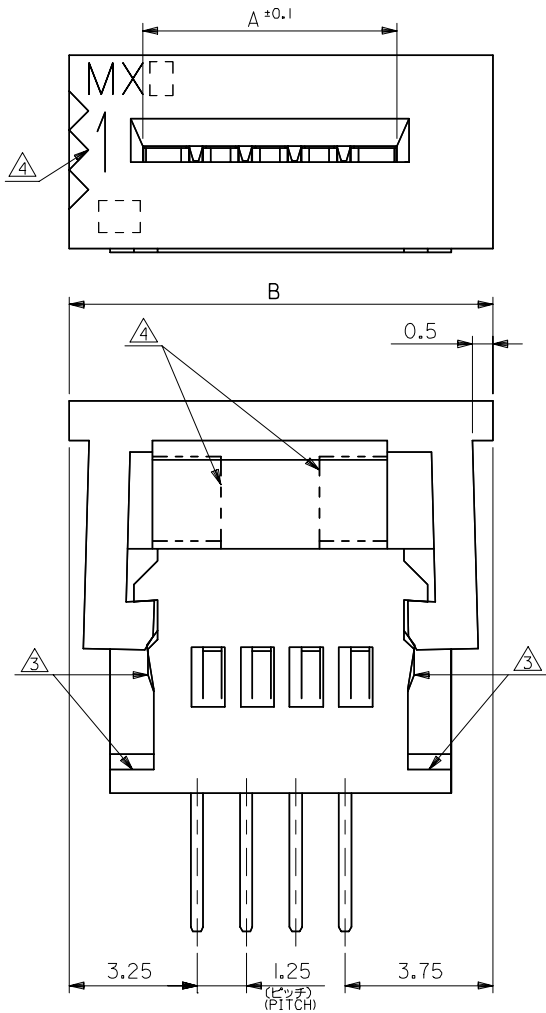
Sales Drawing

PS-5597-004, RPS-5597-005, RPS-5597-006,
RPS-5597-013, RPS-5597-014, RPS-5597-015,
RPS-5597-016
SD-5597-007

This document was generated on 06/04/2010

PLEASE CHECK WWW.MOLEX.COM FOR LATEST PART INFORMATION

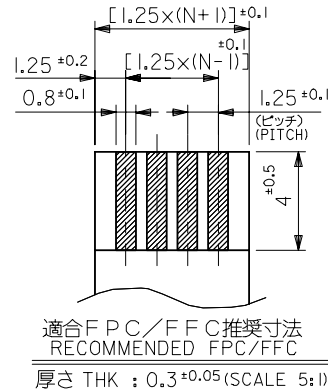
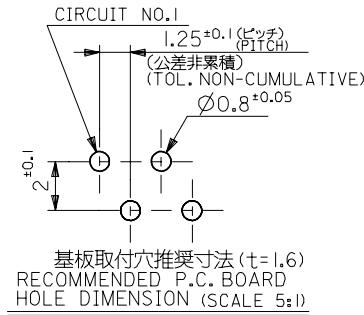
10 9 8 7 6 5 4 3 2 1



49.5	45.2	39-53-2355	5597-35CPB7F	35
48.25	43.95	↑ -2345	↑ -34CPB7F	34
47	42.7	↑ -2335	↑ -33CPB7F	33
45.75	41.45	↑ -2325	↑ -32CPB7F	32
44.5	40.2	↑ -2315	↑ -31CPB7F	31
43.25	38.95	↑ -2305	↑ -30CPB7F	30
42	37.7	↑ -2295	↑ -29CPB7F	29
40.75	36.45	↑ -2285	↑ -28CPB7F	28
39.5	35.2	↑ -2275	↑ -27CPB7F	27
38.25	33.95	↑ -2265	↑ -26CPB7F	26
37	32.7	↑ -2255	↑ -25CPB7F	25
35.75	31.45	↑ -2245	↑ -24CPB7F	24
34.5	30.2	↑ -2235	↑ -23CPB7F	23
33.25	28.95	↑ -2225	↑ -22CPB7F	22
32	27.7	↑ -2215	↑ -21CPB7F	21
30.75	26.45	↑ -2205	↑ -20CPB7F	20
29.5	25.2	↑ -2195	↑ -19CPB7F	19
28.25	23.95	↑ -2185	↑ -18CPB7F	18
27	22.7	↑ -2175	↑ -17CPB7F	17
25.75	21.45	↑ -2165	↑ -16CPB7F	16
24.5	20.2	↑ -2155	↑ -15CPB7F	15
23.25	18.95	↑ -2145	↑ -14CPB7F	14
22	17.7	↑ -2135	↑ -13CPB7F	13
20.75	16.45	↑ -2125	↑ -12CPB7F	12
19.5	15.2	↑ -2115	↑ -11CPB7F	11
18.25	13.95	↑ -2105	↑ -10CPB7F	10
17	12.7	↑ -2095	↑ -09CPB7F	9
15.75	11.45	↑ -2085	↑ -08CPB7F	8
14.5	10.2	↑ -2075	↑ -07CPB7F	7
13.25	8.95	↑ -2065	↑ -06CPB7F	6
12	7.7	↑ -2055	↑ -05CPB7F	5
10.75	6.45	↓ -2045	↓ -04CPB7F	4
9.5	5.2	↓ 39-53-2035	↓ 5597-03CPB7F	3

MODEL NO. 5597-NCPB7F B A EDP.NO. ENG. NO. 極数

REVISED EC NO: J2005-4741 DRAWN: SUZUKI CHKD: KTOJO APPR: NUKITA	GENERAL TOLERANCES (UNLESS SPECIFIED)		DIMENSION STYLE MM ONLY		SCALE ---	DESIGN UNITS METRIC	THIRD ANGLE PROJECTION	
	10 UNDER	±0.2	DRAWN BY YWADA	DATE 04/02/19	TITLE 1.25 FPC CONN ASSY ZIF			
	10 OVER 30 UNDER	±0.25	CHECKED BY MSASAO	DATE 04/02/19	-LEAD FREE-			
	30 OVER	±0.3	APPROVED BY MSASAO	DATE 04/02/19	MOLEX INCORPORATED			
	ANGULAR	±3 °	MATERIAL NO.	DOCUMENT NO. SD-5597-007	SHEET NO. 1 OF 2			
DRAFT WHERE APPLICABLE MUST REMAIN WITHIN DIMENSIONS		SIZE A3		THIS DRAWING CONTAINS INFORMATION THAT IS PROPRIETARY TO MOLEX INCORPORATED AND SHOULD NOT BE USED WITHOUT WRITTEN PERMISSION				



FPCについて:

打抜き方向は導体側から補強板側を推奨いたします。
補強フィルム材質はポリイミドを推奨致します。
接着剤は熱硬化接着剤を推奨致します。

ABOUT FPC:

RECOMMENDED PUNCHER DIRECTION :
FROM CONDUCTOR SIDE TO STIFFENER BOARD SIDE.
RECOMMENDED MATERIAL:
STIFFENER FILM : POLYIMIDE
BONDING AGENT : THERMOSETTING BONDING AGENT

注記 NOTES

- ① MX J側を基準に奇数番目の極におけるソルダーテール。
SOLDER TAIL OF ODD CKTS, MXJ MARK AS BASIC.
- ② MX J側を基準に偶数番目の極におけるソルダーテール。
SOLDER TAIL OF EVEN CKTS, MXJ MARK AS BASIC.
- ③ 3極~10極に適用。APPLY FOR 3-10 CKTS.
- ④ 3極~19極に適用。APPLY FOR 3-19 CKTS.
- 5. () 内寸法は、参考値。
() DIMENSION IS FOR REFERENCE.
- 6. ソルダーテールは、先端が取付推奨穴にガイドされること。
SOLDER TAILS MAY BE CHECKED BY INSERTION FOR RECOMMENDED PCB BOARD HOLES.

7. 使用材料 MATERIAL

ハウジング、アクチュエーター: PBTP, UL94V-0
HOUSING, ACTUATOR: PBTP, UL94V-0
ターミナル: リン青銅 (t=0.3)
PHOSPHOR BRONZE (t=0.3)
錫ピスマスメッキ 1.0µm MIN.
TIN-BISMUTH 1.0 MICROMETER MIN.
ニッケル下地 1.0µm MIN.
NICKEL 1.0 MICROMETER MIN.

8. 本製品は5597-NCPBの鉛フリー品である。
THIS PRODUCT IS LEAD FREE OF 5597-NCPB.

REVISED EC NO: J2005-4741 DRAWN: SUZUKI CHKD: KATO APPR: NUKITA 2004/12/14 2004/12/14 2004/12/21	GENERAL TOLERANCES (UNLESS SPECIFIED)		DIMENSION STYLE MM ONLY		SCALE ---	DESIGN UNITS METRIC	THIRD ANGLE PROJECTION	
	10 UNDER	±0.2	DRAWN BY YWADA	DATE 04/02/19	TITLE 1.25 FPC CONN ASSY ZIF			
	10 OVER 30 UNDER	±0.25	CHECKED BY MSASAO	DATE 04/02/19	-LEAD FREE-			
	30 OVER	±0.3	APPROVED BY MSASAO	DATE 04/02/19	MOLEX INCORPORATED			
	ANGULAR ±3 °		MATERIAL NO.	DOCUMENT NO.	SHEET NO.			
A	DRAFT WHERE APPLICABLE MUST REMAIN WITHIN DIMENSIONS		SEE CHART		SD-5597-007		2 OF 2	
SIZE A3 THIS DRAWING CONTAINS INFORMATION THAT IS PROPRIETARY TO MOLEX INCORPORATED AND SHOULD NOT BE USED WITHOUT WRITTEN PERMISSION								