


Thin Film Surface Mount Attenuators

PFC A1206 Attenuator Series

- RoHS compliant and Sn/Pb terminations available
- Ultra-reliable TaNFilm® element
- Available in 50Ω and 75Ω impedances
- Excellent high frequency characteristics



The PFC A1206 chip attenuator is a surface mount attenuator available in nominal values of 50Ω and 75Ω to meet the needs of both communication and video designs. Packaged in a rugged 1206 ceramic chip package, the PFC-A1206 lends itself to RF and microwave applications up to 6GHz.

The tantalum nitride thin film element is well known for its ruggedness in the most severe outdoor environments and its stability over temperature and time. For your most demanding environmental attenuator applications, specify the IRC PFC-A1206 chip attenuator.

Electrical Data

Attenuation	Impedance	Tolerance*	TCR (ppm/°C)	Power @70°C
1dB	50Ω, 75Ω	±0.3dB	±100	125mW
2dB	50Ω, 75Ω	±0.3dB		
3dB	50Ω, 75Ω	±0.3dB		
4dB	50Ω, 75Ω	±0.5dB		
5dB	50Ω, 75Ω	±0.5dB		
6dB	50Ω, 75Ω	±1.0B		
7dB	50Ω, 75Ω	±1.0dB		
8dB	50Ω, 75Ω	±1.0dB		
9dB	50Ω, 75Ω	±1.0dB		
10dB	50Ω, 75Ω	±1.0dB		
20dB	50Ω, 75Ω	±2.0dB		

Note*: Typical from 0 to 6GHz.

Environmental Data

Test Per MIL-PRF-55342	Performance	
	Typical	Max
Thermal Shock	±0.02%	±0.10%
Low Temperature Operation	±0.01%	±0.05%
Short-time Overload	±0.01%	±0.05%
High Temperature Exposure	±0.03%	±0.10%
Effects of Solder	±0.01%	±0.10%
Moisture Resistance	±0.03%	±0.10%
Life	±0.03%	±0.10%

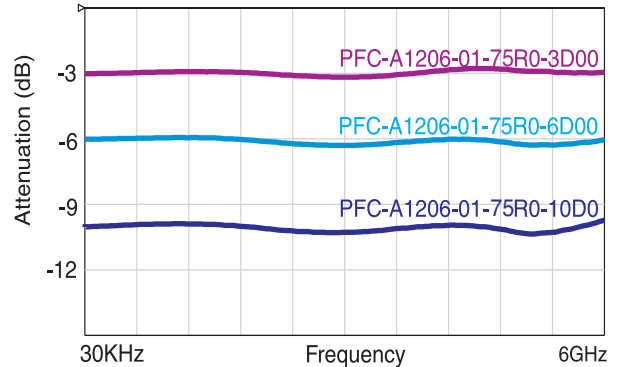
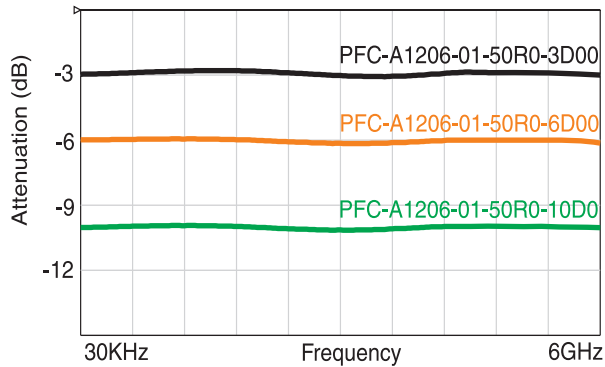
General Note

IRC reserves the right to make changes in product specification without notice or liability. All information is subject to IRC's own data and is considered accurate at time of going to print.

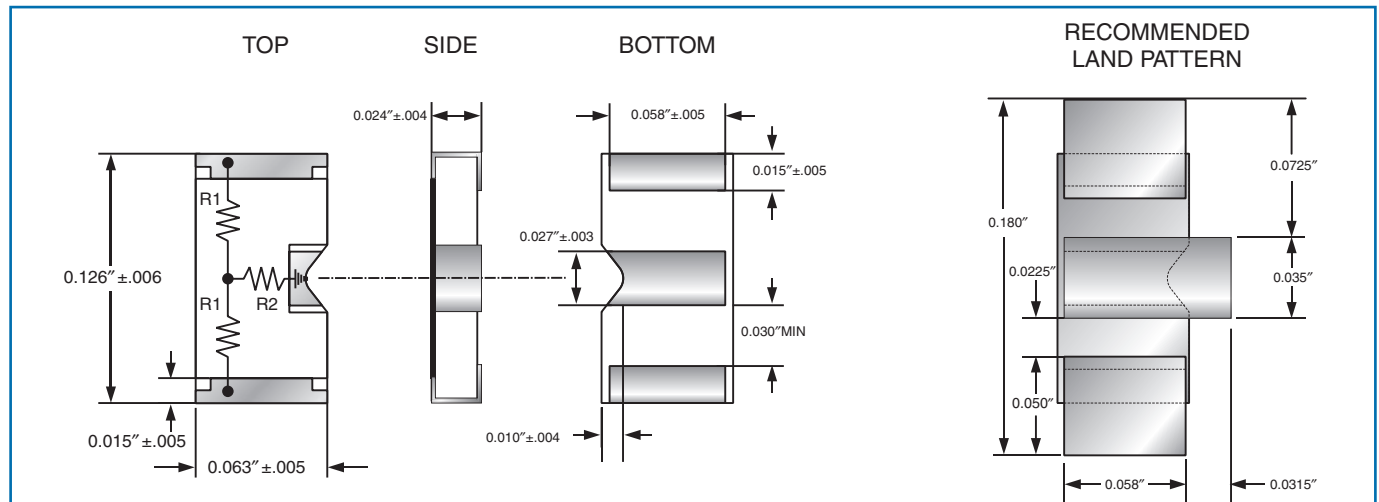
Thin Film Surface Mount Attenuators



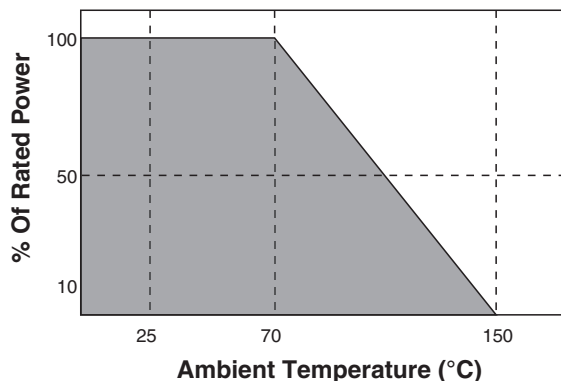
Insertion Loss Data (S21)



Outline and Packaging Data



Power Derating Curve



Ordering Data

Prefix **PFC** - **A1206** - **01** - **50R0** - **10D0**

Model
 A1206 = attenuator chip with 60/40 Sn/Pb terminations
 A1206LF = attenuator chip with 100% matte tin terminations

TCR Code
 01 = ±100 ppm/°C

Impedance Code
 50R0 = 50Ω; 75R0 = 75Ω

Attenuation Code
 1D00=1dB, 2D00 = 2dB, 3D00 = 3dB,
 4D00=4dB, 5D00 = 5dB, 6D00 = 6dB,
 7D00=7dB, 8D00 = 8dB, 9D00 = 9dB,
 10D0=10dB, 20D0 = 20dB

For additional information or to discuss your specific requirements, please contact our Applications Team using the contact details below.