

Common Mode Filters For Automobile Signal Line

Conformity to RoHS Directive

ACM Series ACM2012

FEATURES

- Reliability is achieved at the temperature range of -40 to +105°C.
- Impedance variation: 4 types of impedance values are prepared to correspond to the various applications.
- Effective for common mode EMI: It can suppress the common mode EMI without waveform distortion.
- Lead-free soldering is available.

APPLICATIONS

Radiation noise suppression for Car-Multimedia interface (MOST, USB2.0, IDB-1394, etc.)

TEMPERATURE RANGES

Operating	-40 to +105°C
Storage(After mount)	-40 to +105°C

PACKAGING STYLE AND QUANTITIES

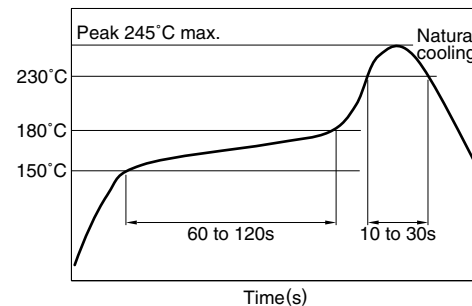
Packaging style	Reel	Quantity
Taping	ø180mm	2000 pieces/reel
	ø330mm	10000 pieces/reel

PRODUCT IDENTIFICATION

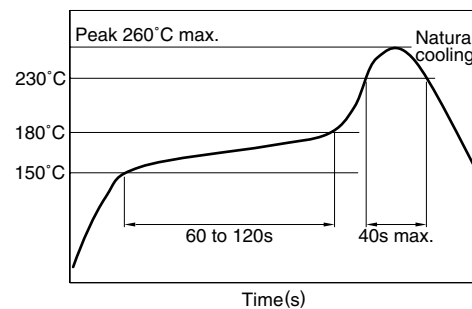
ACM	2012	-	361	-	2P	-	T	001
(1)	(2)	(3)	(4)	(5)	(6)			

- (1) Series name
- (2) Dimensions L×W
- (3) Impedance[at 100MHz]
900: 90Ω
- (4) Number of line
2P: 2-line
- (5) Packaging style
T: ø180mm reel taping
TL: ø330mm reel taping
- (6) TDK internal code

RECOMMENDED SOLDERING CONDITIONS RECOMMENDED TEMPERATURE PROFILE FOR LEAD-FREE SOLDER



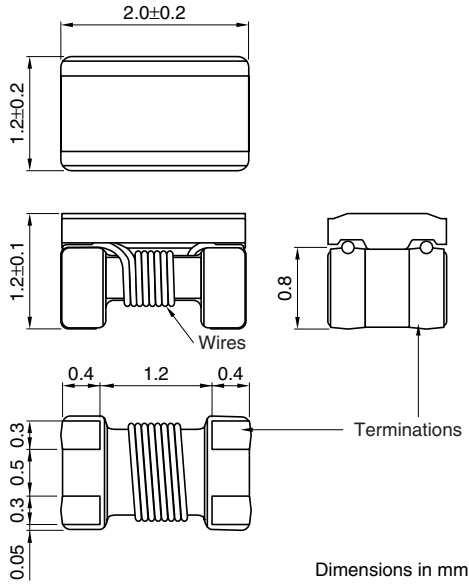
REFLOW PROFILE FOR SOLDER HEAT RESISTANCE



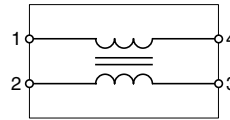
• Conformity to RoHS Directive: This means that, in conformity with EU Directive 2002/95/EC, lead, cadmium, mercury, hexavalent chromium, and specific bromine-based flame retardants, PBB and PBDE, have not been used, except for exempted applications.

• All specifications are subject to change without notice.

SHAPES AND DIMENSIONS



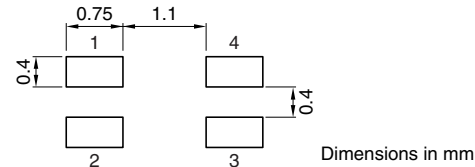
CIRCUIT DIAGRAM



- No polarity



RECOMMENDED PC BOARD PATTERN



- These products are only for reflow soldering.

ELECTRICAL CHARACTERISTICS

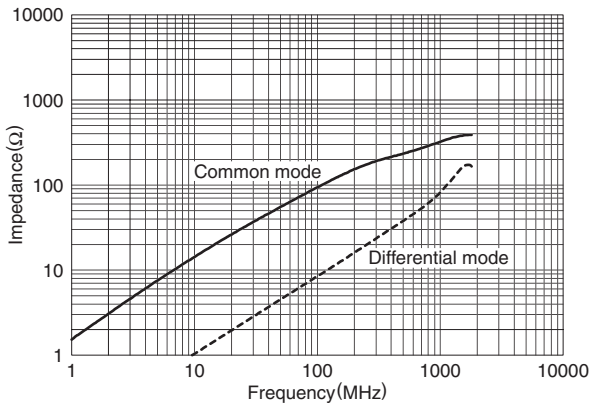
Part No.	Common mode Impedance (Ω)[at 100MHz]		DC resistance (Ω)max. [1 line]	Rated current (mA)max.	Rated voltage (V)max.
	typ.	min.			
ACM2012-900-2P-T001	90	65	0.19	400	50
ACM2012-121-2P-T001	120	90	0.22	370	50
ACM2012-201-2P-T001	200	150	0.25	350	50
ACM2012-361-2P-T001	360	270	0.50	220	50

- Operating temperature range: -40 to $+105^{\circ}\text{C}$

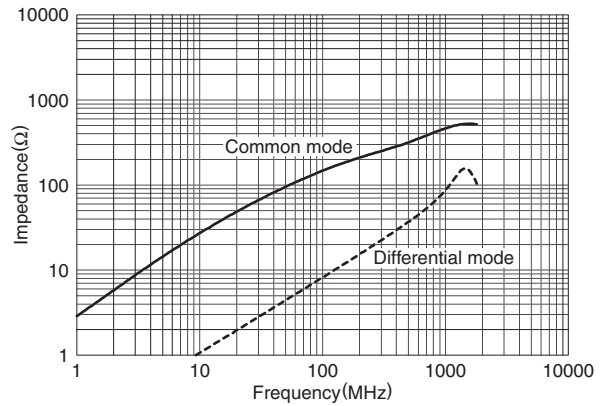
TYPICAL ELECTRICAL CHARACTERISTICS

IMPEDANCE vs. FREQUENCY CHARACTERISTICS

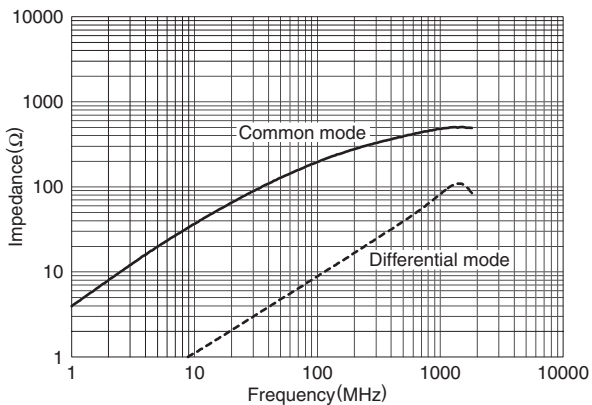
ACM2012-900-2P



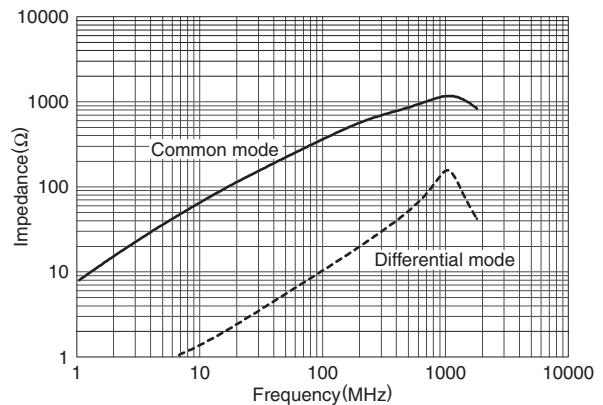
ACM2012-121-2P



ACM2012-201-2P



ACM2012-361-2P



- All specifications are subject to change without notice.