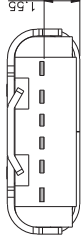
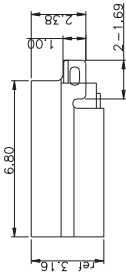
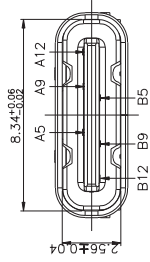
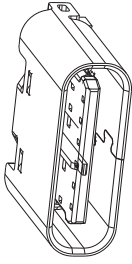
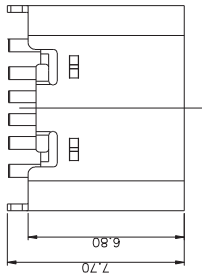
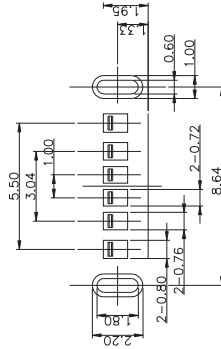
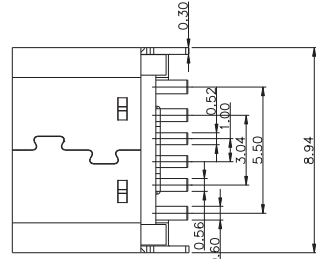


REV	LTR	DESCRIPTION	DATE	APPROVED
A0			20160406	



NOTE:

- MATERIAL SPECIFICATION:
 - HOUSING:HIGH TEMPERATURE RESISTANT PLASTIC,UL94 V-0.
 - CONTACTS: COPPER ALLOY
 - MID PLATE: STAINLESS STEEL
 - FRONT SHELL: STAINLESS STEEL
- PLATING SPECIFICATION:
 - CONTACTS:
 - 50μ" MIN. UNDER PLATED OVER ALL.
 - PLATED ON THE FUNCTIONAL AREA OF CONTACT. (GOLD PLATING THICKNESS FOLLOW THE P/N)
 - FRONT SHELL:
 - SPECIFICATIONS OF THE SOLDER AREA FOLLOW THE P/N SEE TABLE1.
 - SHIELD PLATE&EMI PLATE:
 - CLEAR ONLY
- MECHANICAL PERFORMANCE,
 - INSERTION FORCE: 0.5~2.0kgf.
 - REMOVAL FORCE: 0.8kgf~2.0kgf.
 - DURABILITY: 5000 CYCLES.
- ELECTRICAL PERFORMANCE,
 - CURRENT RATING:3.0A VOLTAGE RATING:5.0V
 - LLCR:
 - VBUS & GND PINS AND OTHER PINS: 40mΩ/PIN MAX. SHIELD: 50mΩ/MAX. LLCR MAX. CHANGE OF ALL PINS: 10mΩ.
 - INSULATION RESISTANCE: 100MΩ MIN
 - DIELECTRIC WITHSTAND VOLTAGE,AC 100V FOR 1 MINUTE.
- ENVIRONMENTAL PERFORMANCE:
 - OPERATING TEMPERATURE: -25°C~+85°C.
 - REFLOW:
 - THE PEAK TEMPERATURE ON THE BOARD SHALL BE MAINTAINED FOR 10 SECONDS AT 260°C.



RECOMMENDED P.C.B. LAYOUT
TOLERANCE UNSPECIFIED ±0.05mm

PIN ASSIGNMENTS

A5	CC1	B12	GND
A9	VBUS	B9	VBUS
A12	GND	B5	CC2
PIN	SIGNAL NAME	PIN	SIGNAL NAME

TOLERANCE	NAME(INTENDED USE)	德艺隆电子有限公司
X.X ±0.30 X.X ±10'	CUSTOMER DRAWING	
.XX ±0.20 .X ± 8'	PART NO.	TITLE: TYPE-C 6PIN 立式插脚IP
.XXX ±0.10 .XX ± 5'	HYS	
UNITS	DESIGN: DRAW	USB-TYPE-C-014
MATERILA	CHED:	
FINISH	APPD:	

SCALE	SHEET	REV.
SCALE	SHEET	REV.