

14118 Stowe Drive, Suite B | Poway, CA 92064
 TEL: (858) 621-2700 | FAX: (858) 486-1927
 URL: www.zcomm.com
 EMAIL: applications@zcomm.com

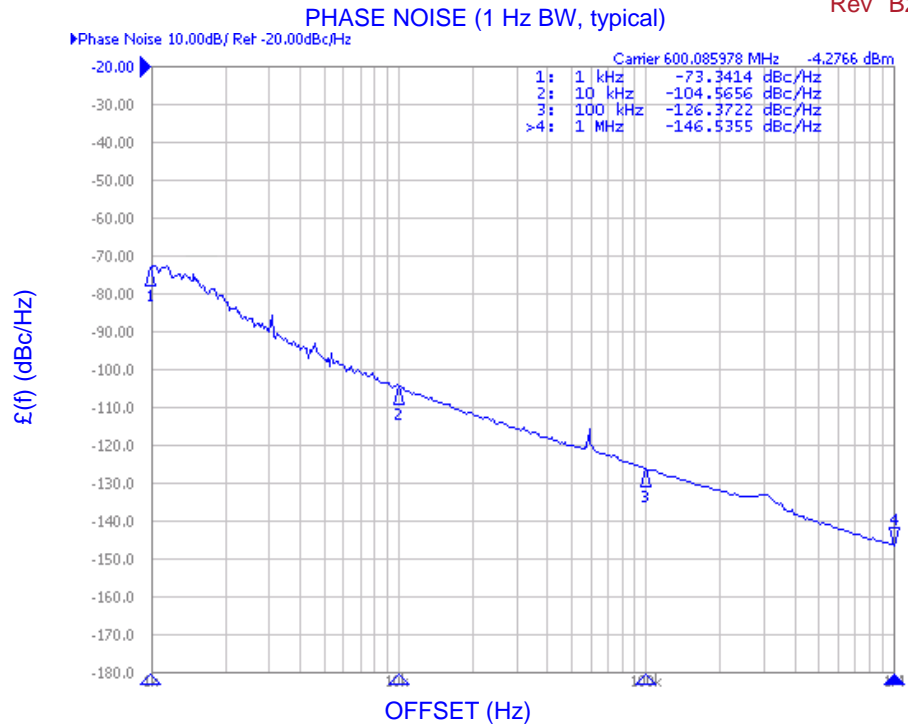
Voltage-Controlled Oscillator Surface Mount Module

Applications

- Mobile Communications
- Satellite Modems
- Downconverters

Application Notes

- AN-101: Mounting and Grounding
- AN-102: Output Loading
- AN-107: Manual Soldering



Performance Specifications

	Min	Typ	Max	Units
Oscillation Frequency Range	400		800	MHz
Phase Noise @ 10 kHz offset (1 Hz BW)		-102		dBc/Hz
Harmonic Suppression (2nd)		-30	-15	dBc
Tuning Voltage	.4		4.6	Vdc
Tuning Sensitivity (avg.)		124		MHz/V
Power Output	-4	0	4	dBm
Load Impedance		50		Ω
Input Capacitance			650	pF
Pushing			7	MHz/V
Pulling (14 dB Return Loss, Any Phase)			2	MHz
Operating Temperature Range	-40		85	$^{\circ}\text{C}$
Package Style		MINI-16-L		

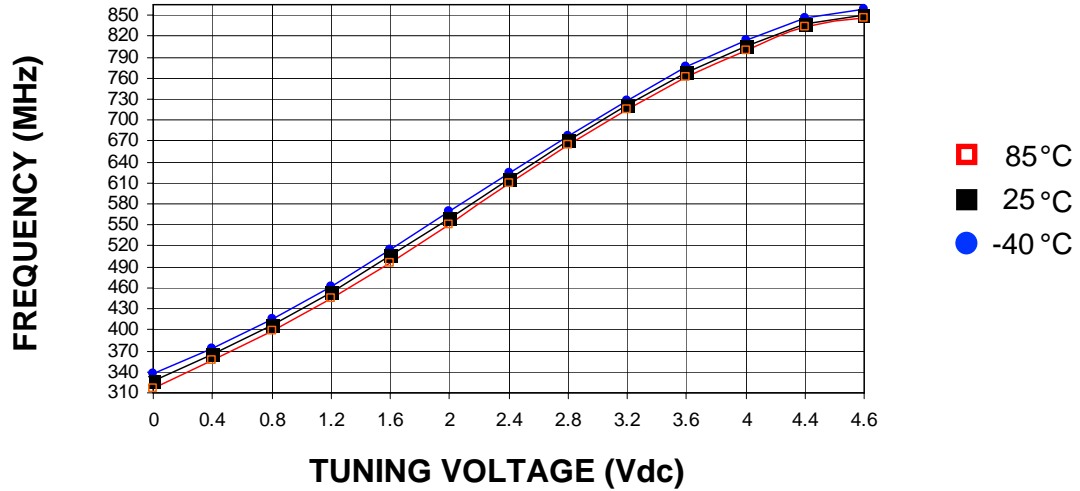
Power Supply Requirements

	Min	Typ	Max	Units
Supply Voltage (Vcc, nom.)		5		Vdc
Supply Current (Icc)		13	16	mA

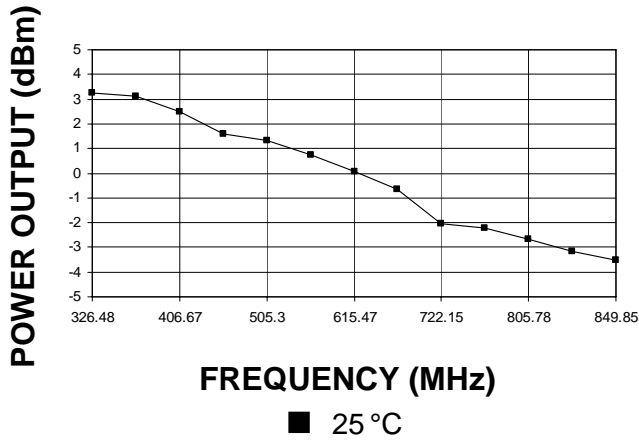
Additional Notes

LFSuffix = RoHS Compliant. All specifications are subject to change without notice.

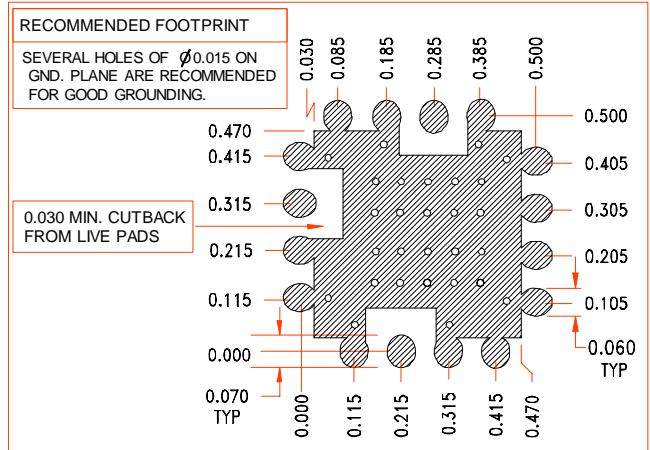
Tuning Curve, typ.



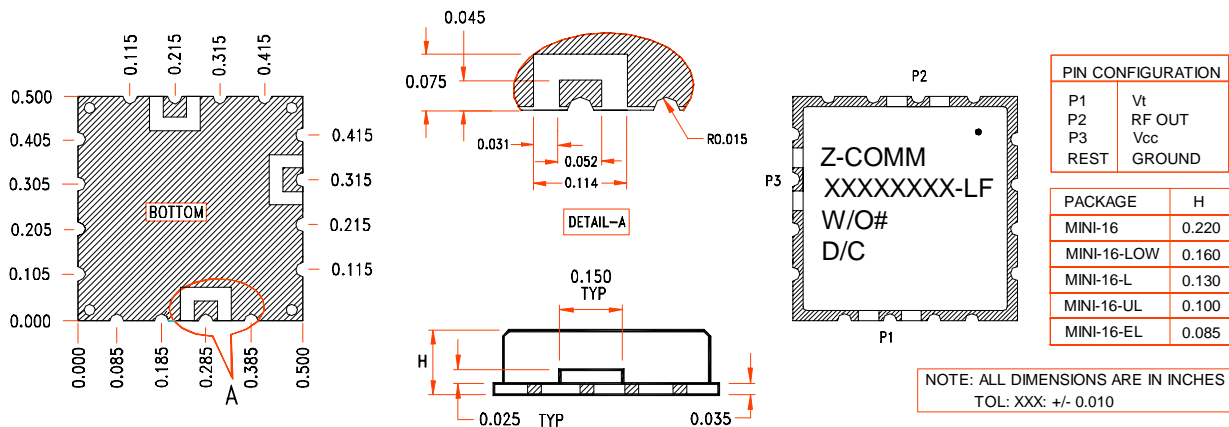
Power Curve, typ.



Footprint



Physical Dimensions



LFSuffix = RoHS Compliant. All specifications are subject to change without notice.