

## ■ Features

- Class B standard ; Class F version available
- Switching capacity 20A, 14VDC ; 15A, 120VAC
- Most popular industry footprint and package
- Choice of contact materials
- Automotive versions "M" available

Too New For Photo!

## ■ Coil Data

	Nominal Voltage (VDC)	Coil Resistance (W ± 10%)	Pick-Up Voltage (VDC)	Drop-Out Voltage (VDC)
STD	5	70	3.5	0.5
	6	100	4.2	0.6
	9	225	6.3	0.9
	12	400	8.4	1.2
	24	1600	16.8	2.4
	48	6400	33.6	4.8
Code M	6	45	3.2	0.6
	12	180	6.3	1.2
	24	720	12.6	2.4

## ■ Contact Data

Contact Arrangement	1 Form A (1A); 1 Form C (1C)	
Contact Code/Material	Nil:AgNiO ; A:AgNiO <sub>1.5</sub> ; C: AgCdO; S:AgSnO <sub>1.2</sub> O <sub>3</sub>	
Contact Rating/Code	C=10A, 28VDC/120VAC ; A=20A, 14VDC	
Max. Switching Voltage	30VDC, 250VAC	
Max. Switch Current	Code C= 15A ; Code A= 20A	
Max. Continuous Current	15A	
Minimum Load (reference)	Code C=0.5A, 12VDC ; Code A: 10mA, 5VDC	
Initial Resistance	100mOhm @ 100mA, 5VDC	
Life	Mechanical	1 x 10 <sup>6</sup> operations @ rated load
	Electrical	1 x 10 <sup>5</sup> operations @ rated load

## ■ How to order

Basic Model          G73 M C S - DC12 C

Version: Blank = Standard         

M = Automotive type

Contact Form: A = 1 Form A;         

C = 1 Form C

Contact Material: Blank= AgNi10; A=AgNi0.15;  
C=AgCdO; S=AgSnO1 O

Coil Voltage(VDC): 3,5,6\*,9,12\*,24\*,48

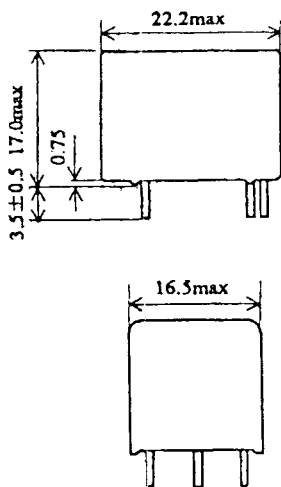
Enclosure: D = Dust Cover; S = Sealed

Note: Code M contacts only available in AgNiO & AgNiO<sub>1.5</sub> and coil voltages marked with \*.

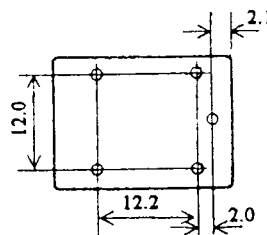
## ■ *Characteristics*

Operate Time	10ms, max.
Release Time	5 ms, max.
Dielectric Strength	1500Vrms ( 1 minute, coil to contacts ) 1000Vrms ( 1 minute contact to contact )
Insulation Resistance	100mOhm @ 500VDC
Shock Resistance	10g, operative ; 100g, non-destructive
Vibration Resistance	DA 1.5mm, 10-55Hz
Drop Test	1 meter drop on concrete in final enclosure ( 6 axii )
Power Consumption	360mW (Code C) ; 800mW (Code A)
Ambient Temperature	Standard: -40 C to +85 C operating; -40 C to +130 C storage (Class B) Code A Type: -40 C to +105 C operating; -40 C to +155 storage (Class F)
Weight	12g, approx.

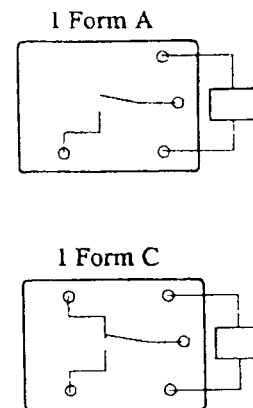
## ■ *Dimensions, PCB, and Wiring Diagrams*



*PCB Opening*



*Wiring Diagram*



### Notes:

1. All values, unless otherwise specified, are measured at ambient temperature of 20°C.
2. Specifications subject to change without prior notice.