

SMD RF Manual Tunable Inductor 2713

- ◆ Operated frequency: 10~160 MHz
- ◆ Q value: 69(no core) , 43(full core)
- ◆ Inductance tuning range: 397 to 509(nH)
- ◆ Core material: Aluminum
- ◆ SRF: 240MHz
- ◆ Operating temperature: -40 ~+125
- ◆ Rotation times(min): 100



Features

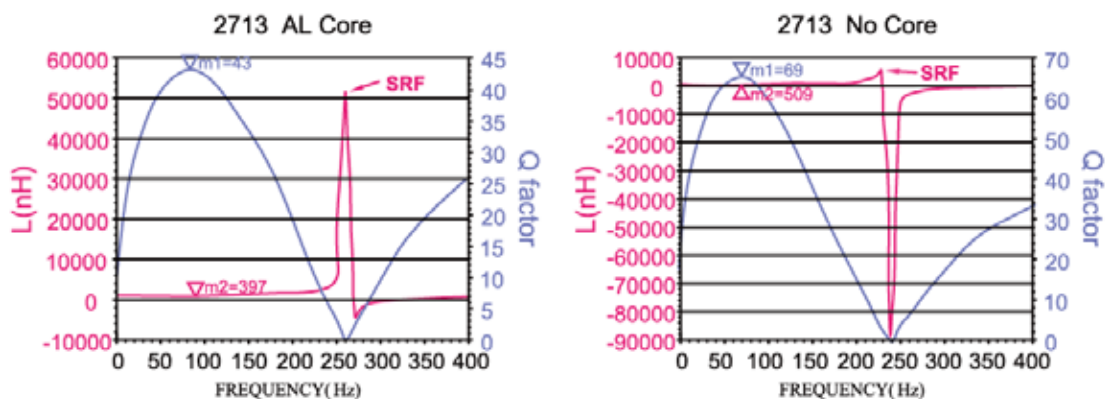
- SMD package
- High temperature resistance, operating reliably from -40 ~125 and in other harsh environment
- Hermetic microstrip circuit, reliable and stable over temperature and humidity changes.
- High Q value, linear tunable, available in increasing or decreasing inductance value
- Built with advanced multi-layer processing, high consistence and high reliability in manufacturing, contributing to good consistence in tuning resonant circuit
- Anti-interference with non-magnetic core, no interference with other devices
- Small size: 6 × 6 × 2.5 (mm)
- Termination leads: RoHS compliant, tin or gold over copper
- Low cost, high performance

Applications

- Super Regenerative Receiver Module
- RF Impedance Matching
- Tunable Antennas
- Tuning Resonant Circuit
- Tunable Filter
- Phase Shifter
- Phased Array Radar
- MRI(Magnetic Resonance Imaging)
- NMR(Nuclear Magnetic Resonance)
- Crystal Oscillator
- Broadband Antenna

Characteristic

Typical Q and L vs frequency

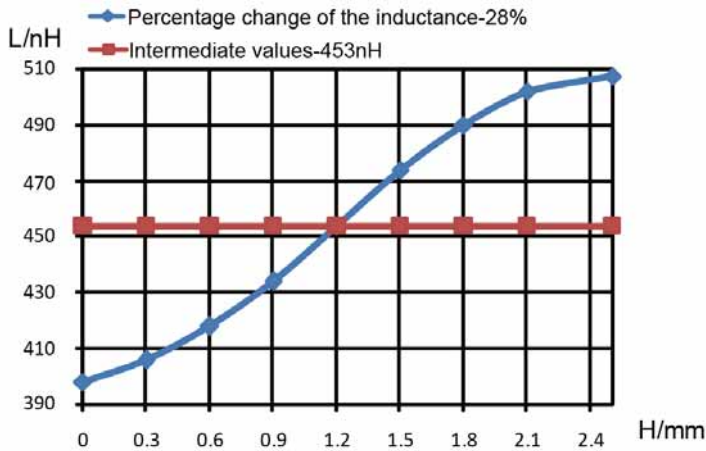


型号	No core		At L max		At L min		Freq at max Q (MHz)	Freq Range at 1/2 Qmax	No core SRF min(MHz)	Irms (A)
	L(nH)	Qmin	L(nH)	Qmin	L(nH)	Qmin				
2713	509	69	509	69	397	43	80	10~160	240	1.2

Notes:

1. Operating frequency is based on the half of the maximum Q value.

Inductance VS The height of the core rotation

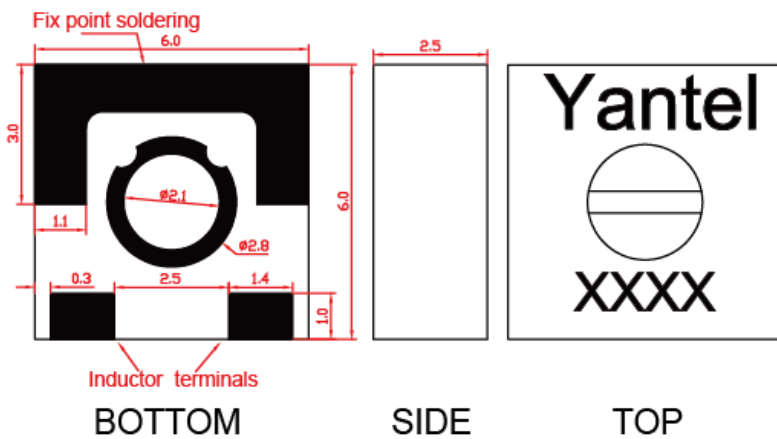


Notes

- H represents the height of Al core rotation, H max=2.5mm.
- Inductance changes around the intermediate value.

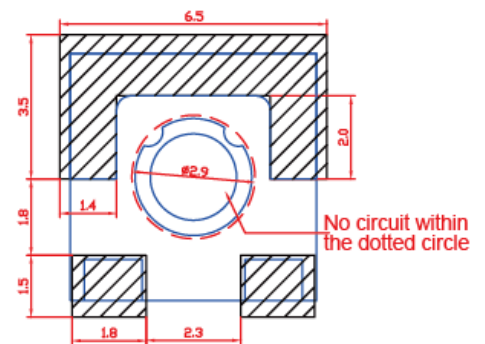
Package Outlines

All dimensions shown in mm unless stated otherwise



Recommended Layout

All dimensions shown in mm unless stated otherwise



Tape and Reel Drawing

