



# Power Inductors—DR0810 Series



These small footprint power inductors are designed for maximum efficiency and lowest cost. They are ideal for noise filtering in power amplifiers, power supplies and speaker crossover networks.

This series is available in a broad range of inductance from 3.3 to 1000  $\mu$ H with 10% tolerance for all values above 8.2  $\mu$ H.

Their open construction allows current ratings up to 9.5 Amps with a mere 0.01 Ohms of resistance. They have industry-standard pin spacing of 5 mm and a rugged PVC sleeve to completely protect the winding.

Free evaluation samples are available by contacting Coilcraft or ordering them on-line at [www.coilcraft.com](http://www.coilcraft.com).

Part number	Inductance <sup>1</sup> ( $\mu$ H)	DCR max (Ohms)	SRF typ <sup>2</sup> (MHz)	Irms (A) <sup>3</sup>	
				20°C rise	40°C rise
DR0810-332L	3.3 $\pm$ 20%	0.010	47	7.0	9.5
DR0810-472L	4.7 $\pm$ 20%	0.012	33	6.4	8.8
DR0810-562L	5.6 $\pm$ 20%	0.017	28	5.8	8.1
DR0810-682L	6.8 $\pm$ 20%	0.018	26	5.2	7.4
DR0810-822L	8.2 $\pm$ 20%	0.019	25	4.6	6.7
DR0810-103L	10 $\pm$ 10%	0.026	23	4.0	6.0
DR0810-123L	12 $\pm$ 10%	0.030	20	3.8	5.7
DR0810-153L	15 $\pm$ 10%	0.035	18	3.5	5.3
DR0810-183L	18 $\pm$ 10%	0.038	15	3.3	5.0
DR0810-223L	22 $\pm$ 10%	0.046	14	3.1	4.6
DR0810-273L	27 $\pm$ 10%	0.070	11	2.8	4.3
DR0810-333L	33 $\pm$ 10%	0.080	10	2.6	3.9
DR0810-393L	39 $\pm$ 10%	0.088	10	2.4	3.6
DR0810-473L	47 $\pm$ 10%	0.10	9.5	2.1	3.2
DR0810-563L	56 $\pm$ 10%	0.15	8.0	1.9	2.9
DR0810-683L	68 $\pm$ 10%	0.17	7.0	1.7	2.5
DR0810-823L	82 $\pm$ 10%	0.20	7.0	1.4	2.2
DR0810-104L	100 $\pm$ 10%	0.22	6.0	1.2	1.8
DR0810-124L	120 $\pm$ 10%	0.29	5.0	1.1	1.7
DR0810-154L	150 $\pm$ 10%	0.34	4.5	1.1	1.6
DR0810-184L	180 $\pm$ 10%	0.38	4.0	1.0	1.5
DR0810-224L	220 $\pm$ 10%	0.44	4.0	0.93	1.40
DR0810-274L	270 $\pm$ 10%	0.62	3.8	0.86	1.28
DR0810-334L	330 $\pm$ 10%	0.70	3.6	0.80	1.20
DR0810-394L	390 $\pm$ 10%	0.88	3.0	0.73	1.10
DR0810-474L	470 $\pm$ 10%	1.00	2.7	0.66	0.97
DR0810-564L	560 $\pm$ 10%	1.11	2.5	0.60	0.86
DR0810-684L	680 $\pm$ 10%	1.45	2.5	0.53	0.76
DR0810-824L	820 $\pm$ 10%	1.70	2.1	0.46	0.66
DR0810-105L	1000 $\pm$ 10%	2.20	2.1	0.40	0.55

1. Inductance tested at 100 kHz, 0.1 Vrms, 0 Adc on an Agilent/HP 4284A LCR-meter or equivalent.

2. SRF measured using an Agilent/HP 4191A or equivalent.

3. Current that causes the specified temperature rise from 25°C ambient.

4. **Ambient temperature range:** -40°C to +85°C with Irms current

5. **Storage temperature range:** Component: -40°C to +85°C  
Packaging: -55°C to +80°C

6. Electrical specifications at 25°C.

**Coilcraft**<sup>®</sup>

Specifications subject to change without notice.

Please check our website for latest information. Document 275-3 Revised 10/10/07

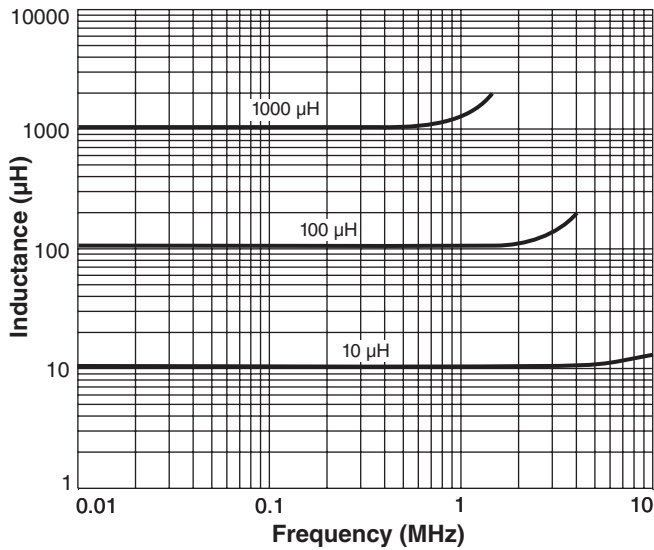
1102 Silver Lake Road Cary, Illinois 60013 Phone 847/639-6400 Fax 847/639-1469

E-mail [info@coilcraft.com](mailto:info@coilcraft.com) Web <http://www.coilcraft.com>

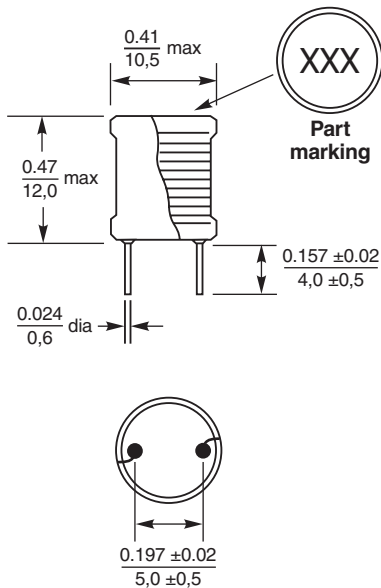
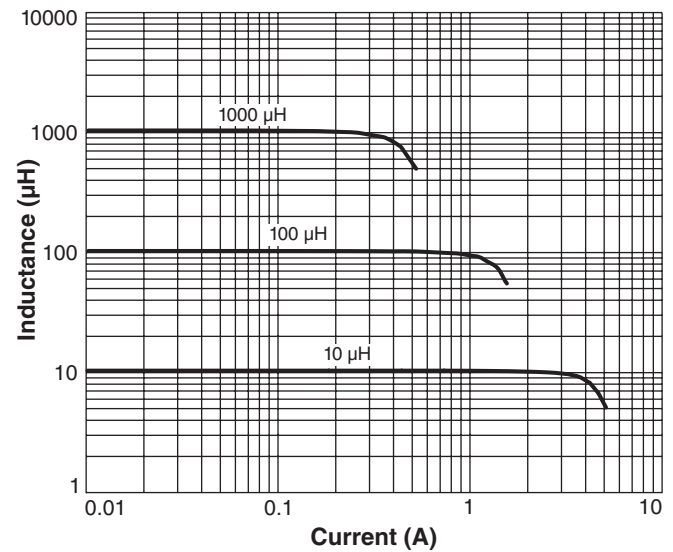


# Power Inductors - DR0810 Series

## Typical L vs Frequency



## Typical L vs Current



**Weight:** 2.0 – 2.7 g

**Terminations:** Tin-silver over tin over copper over steel.

**Packaging:** 300 parts per tray  
800 parts in fan-fold tape



Specifications subject to change without notice.  
Please check our website for latest information. Document 275-4 Revised 10/10/07

1102 Silver Lake Road Cary, Illinois 60013 Phone 847/639-6400 Fax 847/639-1469

E-mail [info@coilcraft.com](mailto:info@coilcraft.com) Web <http://www.coilcraft.com>