

6

5

4

3

2

1

MATERIAL AND FINISH:

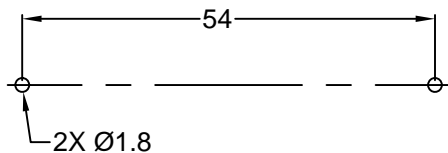
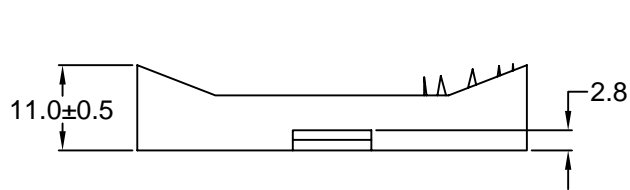
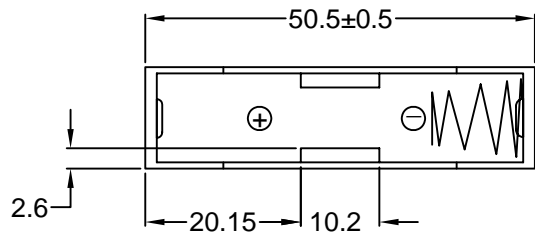
Insulator: ABS, black, UL 94-HB rated
PDSN-41-1A (wire leads): PVC, 26 AWG
Contact & terminals:
PDSN-41-1C: Brass, Nickel plated
PDSN-41-1D: Steel, Nickel plated

Spring: Spring Steel, Nickel plated imbedded in Polypropylene

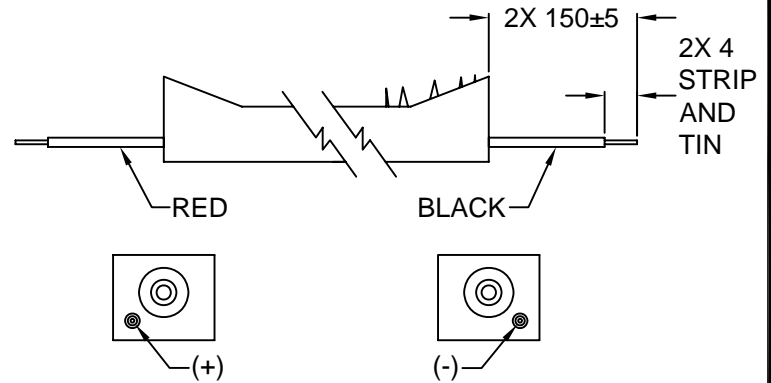
ENVIRONMENTAL:

Operating temperature: -5°C to +83°C

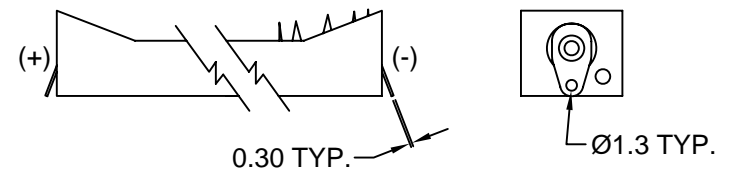
**RoHS
COMPLIANT**



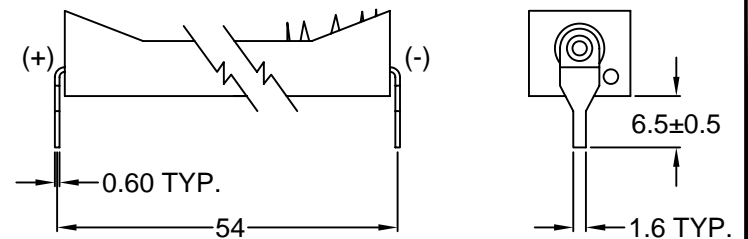
RECOMMENDED
PCB LAYOUT FOR
PDSN-41-1D



PDSN-41-1A WIRE LEADS



PDSN-41-1C SOLDER LUGS



PDSN-41-1D PCB PINS

REVISIONS	CHNG	CHK	APPR
	DATE	REVISED / UPDATED	GO
	04/23/02		
	A		

TOLERANCE UNLESS OTHERWISE SPECIFIED		
X	±	1
X.X	±	0.4
X.XX	±	0.20
DRAWN BY	DT	DATE: 6/21/00
CHECK BY	SS	DATE: 6/21/00
APPR BY	PB	DATE: 6/22/00

Power Dynamics, Inc.
Phone: 973 560-0019 Whippany, New Jersey Fax: 973 560-0076

PART: 1 CELL TYPE "AAA" BATTERY HOLDER

PDSN-41-1X		SHEET 1 of 1
SIZE: A	ALL DIMENSIONS FOR REFERENCE ONLY DIMENSIONS ARE IN MILLIMETERS	REV: A
SCALE: NTS		