



Features

- Semi-shielded construction
- Inductance range: 0.47 to 22 μ H
- Rated current up to 2.3 A
- AEC-Q200 qualified
- RoHS compliant* and halogen free**

Applications

- Automotive systems:
 - Driver assistant
 - Infotainment
 - Lighting
- DC/DC converters
- Power supplies
- Digital video cameras
- HDDs
- Smartphones
- Televisions, LCD displays

SRN2010TA Series - Semi-shielded Power Inductors

Electrical Specifications @ 25 °C

Bourns Part No.	Inductance @ 1 MHz / 0.1 V		Q (Typ.) @ 1 MHz	SRF (MHz) Typ.	DCR (Ω) $\pm 20\%$	I _{rms} (A) Max.	I _{sat} (A) Max.
	L (μ H)	Tol. %					
SRN2010TA-R47Y	0.47	± 30	12	270	0.044	2.35	2.7
SRN2010TA-R68Y	0.68	± 30	12	210	0.062	2.05	2
SRN2010TA-1R0Y	1.0	± 30	12	170	0.08	1.6	1.8
SRN2010TA-1R5Y	1.5	± 30	12	140	0.13	1.26	1.46
SRN2010TA-2R2M	2.2	± 20	14	100	0.145	1.2	1.26
SRN2010TA-3R3M	3.3	± 20	14	95	0.245	0.95	0.9
SRN2010TA-4R7M	4.7	± 20	14	62	0.36	0.9	0.77
SRN2010TA-6R8M	6.8	± 20	14	52	0.5	0.55	0.72
SRN2010TA-100M	10	± 20	16	43	0.72	0.45	0.55
SRN2010TA-150M	15	± 20	16	40	1.4	0.36	0.45
SRN2010TA-180M	18	± 20	16	35	1.8	0.34	0.4
SRN2010TA-220M	22	± 20	16	30	2	0.27	0.38

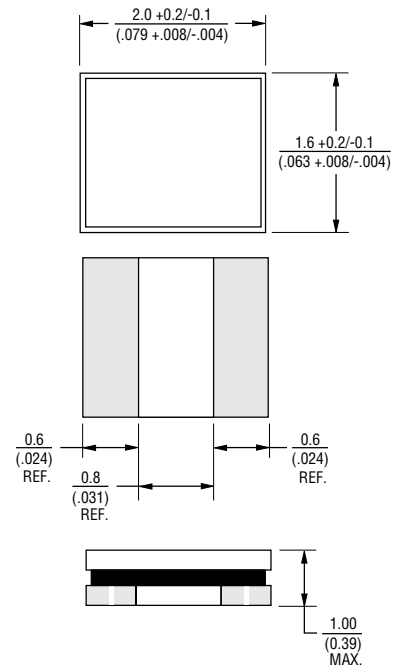
General Specifications

Operating Temperature -40 °C to +125 °C
 (Temperature rise included)
 Storage Temperature .. -40 °C to +125 °C
 Temperature Rise 40 °C at rated I_{rms}
 Rated Current
 Inductance drops 30 % at I_{sat}
 Failure In Time (FIT) 24.7/10⁹ hours
 Mean Time Between Failures (MTBF)
 40.4 x 10⁶ hours

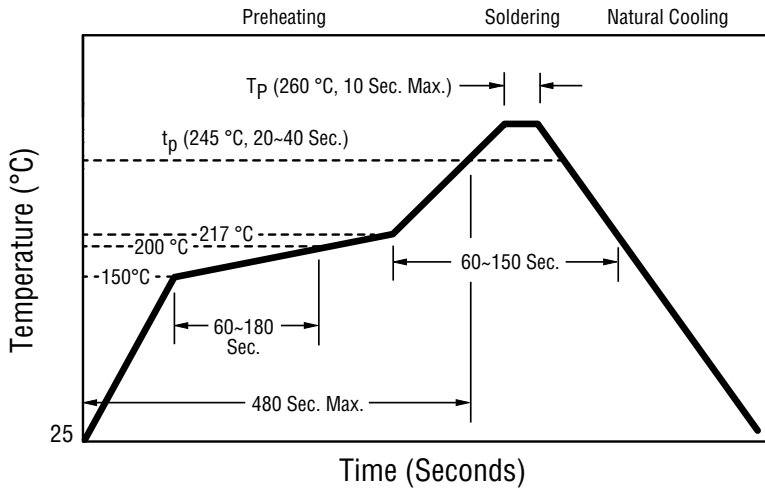
Materials

Core Ferrite
 Wire Enameled copper
 Terminal Finish Sn
 Coating Magnetic epoxy resin
 Packaging 2000 pcs. per 7-inch reel

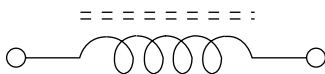
Product Dimensions



Soldering Profile



Electrical Schematic

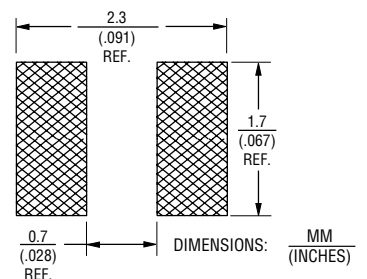


How to Order

SRN2010TA - R68Y

Model _____
 Value Code (see table) _____

Recommended Layout



*RoHS Directive 2002/95/EC Jan. 27, 2003 including annex and RoHS Recast 2011/65/EU June 8, 2011.

**Bourns considers a product to be "halogen free" if (a) the Bromine (Br) content is 900 ppm or less; (b) the Chlorine (Cl) content is 900 ppm or less; and (c) the total Bromine (Br) and Chlorine (Cl) content is 1500 ppm or less.

Specifications are subject to change without notice.

The device characteristics and parameters in this data sheet can and do vary in different applications and actual device performance may vary over time.

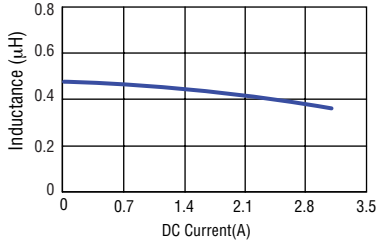
Users should verify actual device performance in their specific applications.

SRN2010TA Series - Semi-shielded Power Inductors

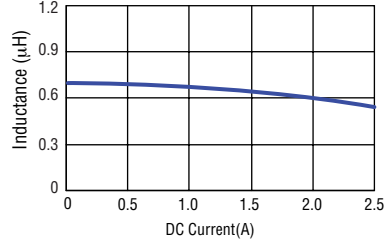
BOURNS®

Inductance vs. Current

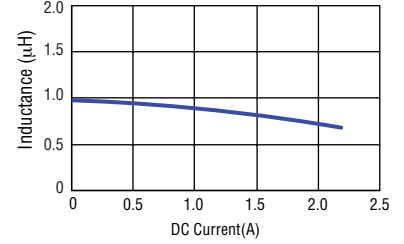
SRN2010TA-R47Y



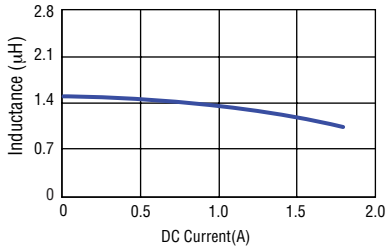
SRN2010TA-R58Y



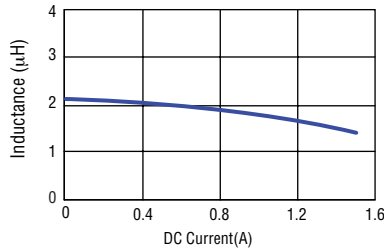
SRN2010TA-1R0Y



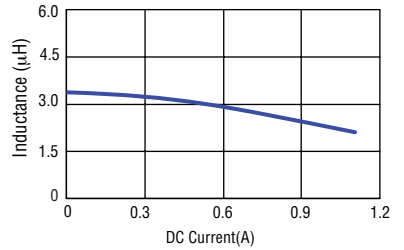
SRN2010TA-1R5Y



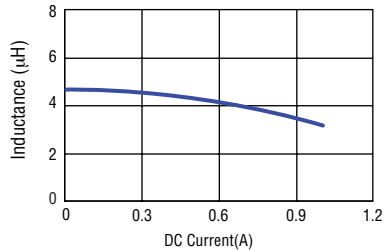
SRN2010TA-2R2M



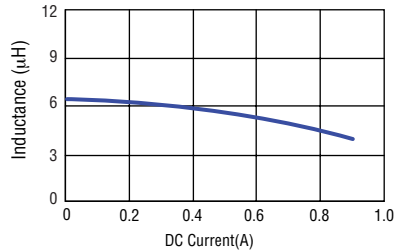
SRN2010TA-3R3M



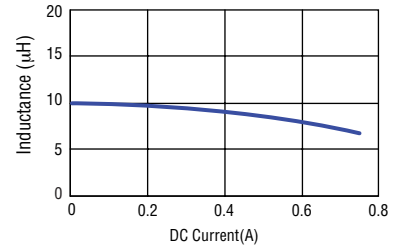
SRN2010TA-4R7M



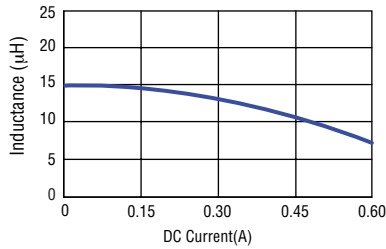
SRN2010TA-6R8M



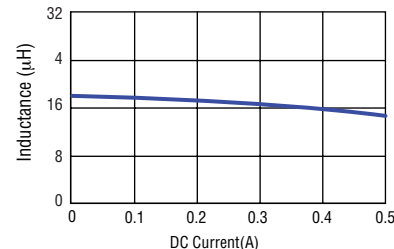
SRN2010TA-100M



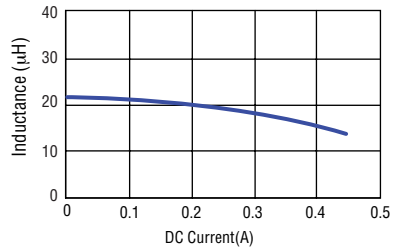
SRN2010TA-150M



SRN2010TA-180M



SRN2010TA-220M

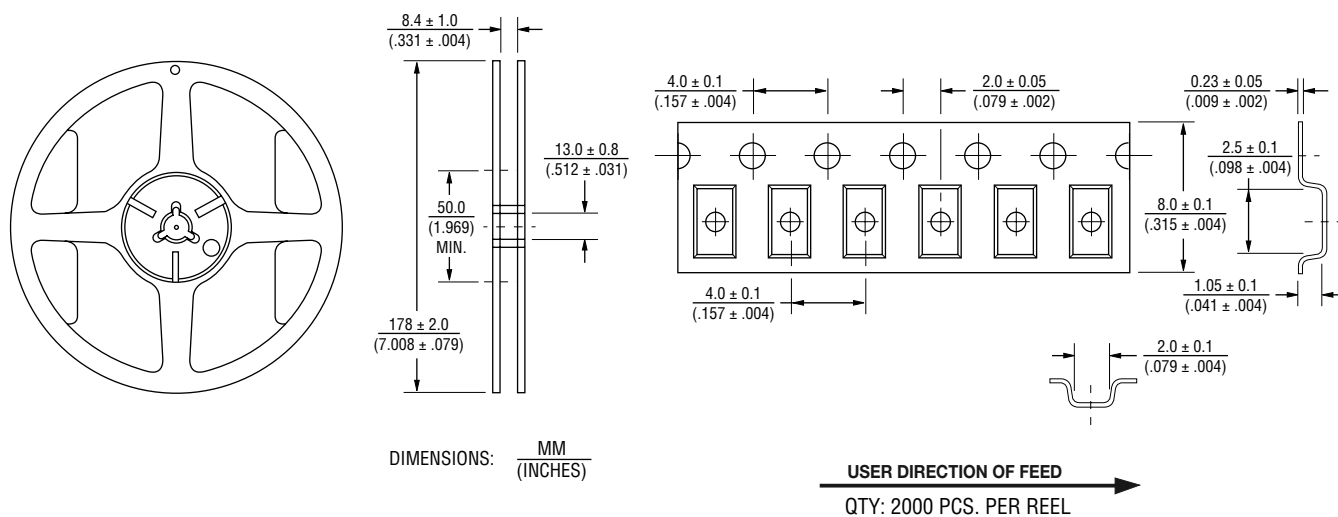


Specifications are subject to change without notice.
 The device characteristics and parameters in this data sheet can and do vary in different applications and actual device performance may vary over time.
 Users should verify actual device performance in their specific applications.

SRN2010TA Series - Semi-shielded Power Inductors

BOURNS®

Packaging Specifications



07/16

Specifications are subject to change without notice.
 The device characteristics and parameters in this data sheet can and do vary in different applications and actual device performance may vary over time.
 Users should verify actual device performance in their specific applications.