

Features

- Formerly J. W. Miller® model
- Current rating up to 920 mA
- Inductance range: 1.0 μ H to 1,000 μ H
- RoHS compliant*

Applications

- DC/DC converters
- Power supplies
- General use

77F Series Conformal Coated RF Choke

Electrical Specifications (@ 25 °C)

Bourns Part No.	Inductance		Q Min.	Test Frequency (MHz)	SRF (MHz) Min.	DCR (Ω) Max.	Idc (mA)
	(μ H)	Tol. (%)					
77F1R0K-RC	1.0	± 10	50	25.2	157	0.17	920
77F1R2K-RC	1.2	± 10	50	7.96	144	0.18	880
77F1R5K-RC	1.5	± 10	50	7.96	131	0.20	830
77F1R8K-RC	1.8	± 10	50	7.96	121	0.22	790
77F2R2K-RC	2.2	± 10	50	7.96	110	0.24	750
77F2R7K-RC	2.7	± 10	60	7.96	100	0.25	720
77F3R3K-RC	3.3	± 10	60	7.96	94	0.30	670
77F3R9K-RC	3.9	± 10	60	7.96	86	0.35	640
77F4R7K-RC	4.7	± 10	70	7.96	80	0.40	620
77F5R6K-RC	5.6	± 10	70	7.96	74	0.45	590
77F6R8K-RC	6.8	± 10	75	7.96	68	0.50	550
77F8R2K-RC	8.2	± 10	80	7.96	53	0.52	530
77F100K-RC	10	± 10	85	7.96	40	0.65	500
77F120K-RC	12	± 10	75	2.52	34	0.70	480
77F150K-RC	15	± 10	70	2.52	20	0.75	460
77F180K-RC	18	± 10	60	2.52	14	0.80	430
77F220K-RC	22	± 10	60	2.52	9.9	0.90	410
77F270K-RC	27	± 10	50	2.52	7.6	1.00	390
77F330J-RC	33	± 5	50	2.52	6.5	1.10	370
77F390J-RC	39	± 5	50	2.52	6.5	1.20	350
77F470J-RC	47	± 5	45	2.52	6.3	1.30	340
77F560J-RC	56	± 5	45	2.52	6.2	1.50	320
77F680J-RC	68	± 5	40	2.52	5.7	1.80	305
77F820J-RC	82	± 5	35	2.52	5.3	2.00	290
77F101J-RC	100	± 5	30	2.52	4.8	2.50	275
77F121J-RC	120	± 5	60	0.796	3.8	3.0	185
77F151J-RC	150	± 5	60	0.796	3.5	4.0	175
77F181J-RC	180	± 5	60	0.796	3.0	4.5	165
77F221J-RC	220	± 5	60	0.796	2.8	5.0	155
77F271J-RC	270	± 5	60	0.796	2.6	6.0	145
77F331J-RC	330	± 5	60	0.796	2.4	6.5	137
77F391J-RC	390	± 5	55	0.796	2.0	7.5	133
77F471J-RC	470	± 5	50	0.796	1.8	8.5	126
77F561J-RC	560	± 5	50	0.796	1.6	9.5	120
77F681J-RC	680	± 5	45	0.796	1.6	12.0	113
77F821J-RC	820	± 5	45	0.796	1.4	14.0	105
77F102J-RC	1000	± 5	50	0.796	1.2	20.0	100

General Specifications

Temperature Rise 35 °C at I_{dc}
 Operating Temperature -55 °C to +105 °C
 Storage Temperature -55 °C to +105 °C
 Dielectric Strength..... 500 Vrms

Materials

Core..... Ferrite
 Wire Polyester copper
 Terminal Coating..... Sn-Ag-Cu alloy
 Coating..... Epoxy resin
 Packaging..... 5000 pcs. per 14-inch reel

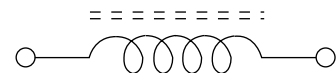
How to Order

77F 151J - TR - RC

Model _____
 Value Code _____
 (See table)
 Packaging Code _____
 TR = 5000 pcs./14-inch reel
 Compliance Code _____
 RC = RoHS compliant*

Example:
 77F102J-TR-RC = 1000 μ H packaged
 5000 pcs./14-inch reel.

Electrical Schematic

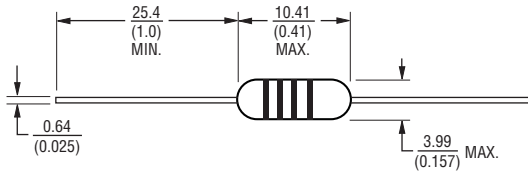


*RoHS Directive 2002/95/EC Jan. 27, 2003 including annex and RoHS Recast 2011/65/EU June 8, 2011. Specifications are subject to change without notice. Customers should verify actual device performance in their specific applications.

77F Series Conformal Coated RF Choke

BOURNS®

Product Dimensions

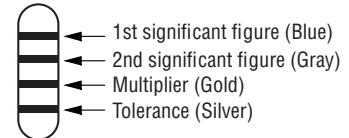


DIMENSIONS: $\frac{\text{MM}}{\text{(INCHES)}}$

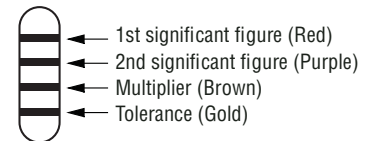
Typical Part Marking - EIA Color Code

Color	1st & 2nd Significant Figure	Multiplier	Tolerance
Silver		0.01	±10 %
Gold		0.1	±5 %
Black	0	1	
Brown	1	10	
Red	2	100	
Orange	3	1000	
Yellow	4		
Green	5		
Blue	6		
Violet	7		
Gray	8		
White	9		

Example for 6.8 μH , ±10 %



Example for 270 μH , ±5 %



Mouser Electronics

Authorized Distributor

Click to View Pricing, Inventory, Delivery & Lifecycle Information:

Bourns:

[77F560J-RC](#) [77F471J-TR-RC](#) [77F4R7K-RC](#) [77F2R7K-RC](#) [77F8R2K-TR-RC](#) [77F470J-TR-RC](#) [77F181J-RC](#)
[77F681J-RC](#) [77F151J-RC](#) [77F1R8K-RC](#) [77F1R5K-TR-RC](#) [77F1R2K-RC](#) [77F2R2K-TR-RC](#) [77F561J-RC](#) [77F220K-](#)
[RC](#) [77F3R3K-RC](#) [77F120K-TR-RC](#) [77F271J-RC](#) [77F101J-TR-RC](#) [77F220K-TR-RC](#) [77F180K-RC](#) [77F150K-TR-RC](#)
[77F820J-RC](#) [77F330J-TR-RC](#) [77F6R8K-RC](#) [77F120J-TR-RC](#) [77F5R6K-RC](#) [77F270K-RC](#) [77F390J-RC](#) [77F331J-](#)
[RC](#) [77F391J-TR-RC](#) [77F821J-RC](#) [77F102J-TR-RC](#) [77F100K-TR-RC](#) [77F221J-TR-RC](#) [77F3R9K-TR-RC](#)