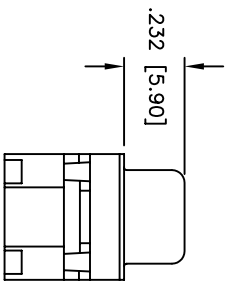
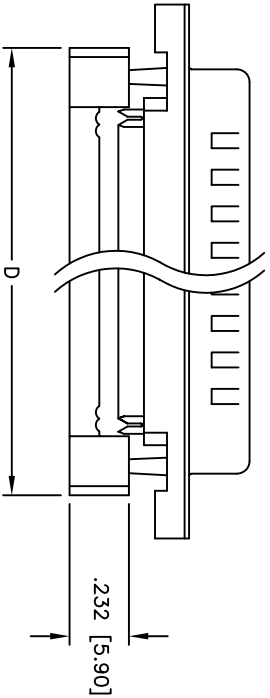
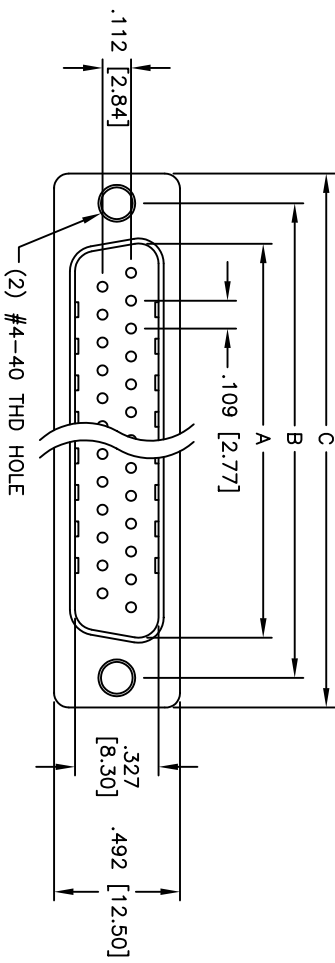


Rev	AWO #	Description	Date	Appr
-		RELEASED	4/25/05	

APPROVED: \_\_\_\_\_  
 DATE: \_\_\_\_\_ TITLE: \_\_\_\_\_



Unit: Inch / mm

Positions	DIMENSIONS			
	A	B	C	D
9	.666 [16.92]	.984 [24.99]	1.213 [30.81]	.883 [22.44]
15	.994 [25.25]	1.312 [33.32]	1.541 [39.14]	1.213 [30.81]
25	1.534 [38.96]	1.852 [47.04]	2.088 [53.04]	1.755 [44.57]
37	2.182 [55.43]	2.500 [63.50]	2.729 [69.32]	2.414 [61.32]

**SPECIFICATIONS:**  
 Material:  
 Insulator: PBT, glass reinforced, rated UL 94V-0  
 Insulator color: Black  
 Contacts: Phosphor Bronze  
 Shell: Steel, Tin plated  
 Plating:  
 Gold Flash over Nickel underplate on mating area,  
 Tin over Copper underplate on IDC area  
 Electrical:  
 Operating voltage: 250 VAC max  
 Current rating: 5 Amps max  
 Contact resistance: 20 mohms max  
 Insulation resistance: 5,000 Mohms min  
 Dielectric withstanding voltage: 1,000 VAC for 1 minute  
 Mechanical:  
 Recommended cable size: 28-30 AWG  
 Temperature Rating:  
 Operating temperature: -65°C to +125°C  
 Environmental:  
 Lead free, RoHS compliant

**ADAM TECH**

909 Rahway Avenue, Union, NJ 07083  
 Phone: 908-687-5000 Fax: 908-687-5710

TITLE: IDC FLAT CABLE D-SUB PLUG  
 METAL SHELL, #4-40 THD MOUNTING HOLES

UNLESS OTHERWISE SPECIFIED ALL DIMENSIONS ARE INCHES [MM]		TOLERANCES: EXCEPT AS NOTED	
INCHES		HOLES	
.X	± .10	ØX	± .10
.XX	± .020	ØXXX	± .015
.XXX	± .015	ØXXXX	± .010
APPROVALS		DATE	
DRAWN	SS	4/25/05	
CHECKED			
APPROVED			
SIZE	PART NO.	REV.	
X	DXXX-PF-M2	-	
REF:	SCALE: NTS	SHEET 1 OF 1	