

MS-215-4



MS-215-4

Form C Reed Sensor

Electrical Characteristics @ 25 °C

Contact form		C
Contact rating max.	W / VA	5
Switching voltage max.	VDC	175
	VAC	120
Switching current max.	A	0.25
Carry current max.	A	1.5
Breakdown voltage min.	VDC	200
Total resistance max. (initial)	mΩ	200
Insulation resistance min.	Ω	10 ⁹

Features

- > Compact size
- > Mechanically protected
- > Replaces various competitors types
- > Customized types available

Magnetical Characteristics (of unmodified Reed Switch) @ 25 °C

Pull in range available	AT	15 - 30
Drop out min.	AT	5
Test coil	TC	200
Test equipment tolerance	± AT	2

Operating Characteristics (of unmodified Reed Switch) @ 25 °C

Switching frequency max.	Hz	100
Resonant frequency typ.	Hz	1100
Operate time max. (incl. bounce)	ms	0.7
Release time max.	ms	1

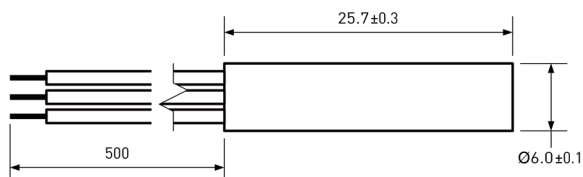
Environmental Characteristics

Operating temperature	°C	-20 to +85
Vibration (50-2000 Hz)	g	30
Shock (1/2 sin 11 ms)	g	50

Approvals



Dimensions in mm



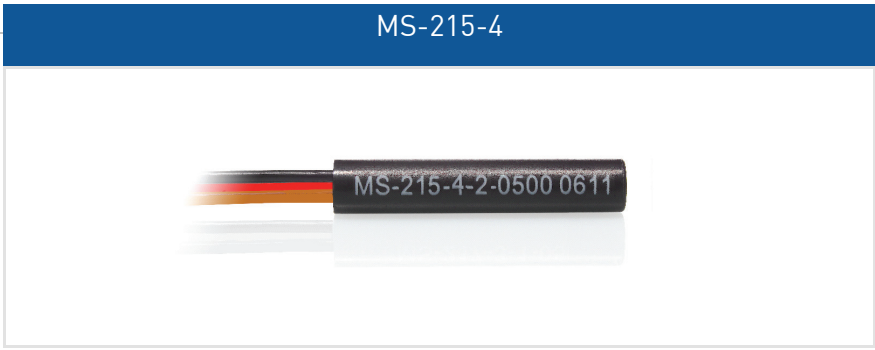
Ordering Information

Packing Unit	50 pcs
Weight per piece	4.8 g
Weight per package	215 g
Standard AT Ranges	
	2 = 15 to 20 AT
	3 = 20 to 25 AT
	4 = 25 to 30 AT

Ordering Example

MS-215-4-2-0500 describes MS-215-4 with 15 to 20 AT.

MS-215-4

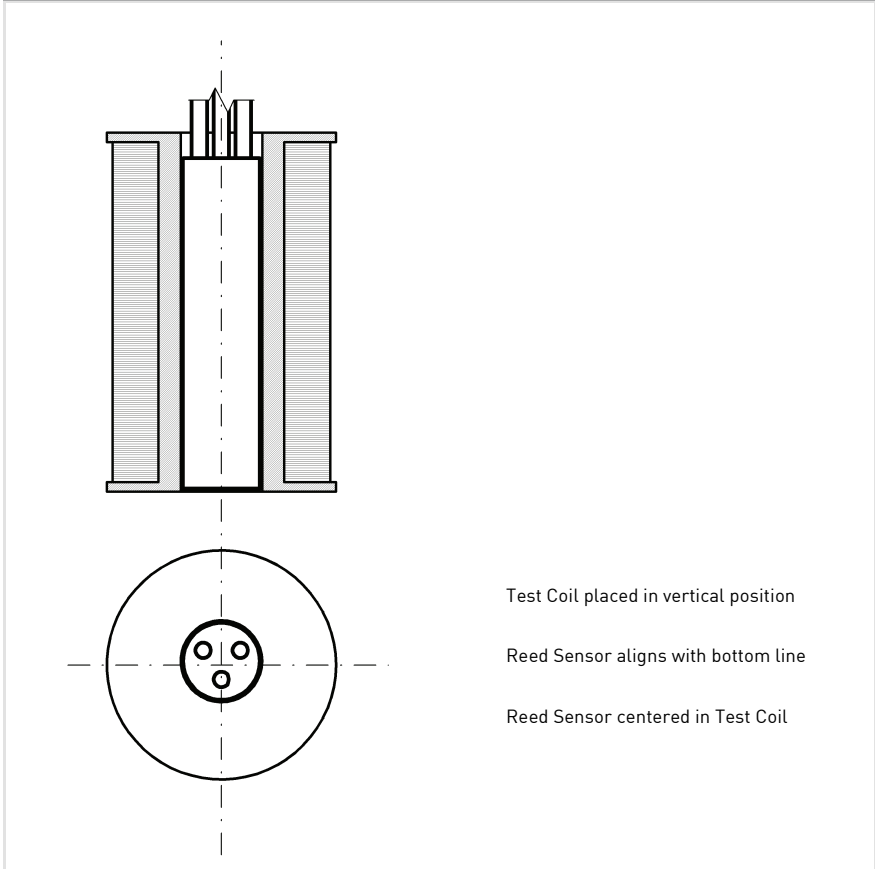


MS-215-4
Form C Reed Sensor

Material Information

	Material	Colour
Housing	ABS	black
Cable	UL 1061, AWG 24, 4 mm stripped and tinned	COM: black, NO: red, NC: brown
Potting compound	Epoxy	black

Test Procedure of final Reed Sensor



Test Parameters

Test coil	TC-093
Test programs	
AT range	Test program
2 =	MS-215-4-2
3 =	MS-215-4-3
4 =	MS-215-4-4

Remarks

When mounted onto ferromagnetic parts switching distance of MS-215-4 may reduce.
Electromagnetical influences and magnetic fields may change the switching behaviour of the sensor.