

## 15W to 100W Single Output DIN Rail Mount Power Supplies

Features	Benefits
• Compact Footprint	• Saves Space on Rail & Cabinet Cost
• Efficiency up 91%	• Cooler Applications - Improved Thermal Performance
• ErP Compliant Design	• Better "Environmental Footprint"



Specification		DRB15	DRB30	DRB50	DRB100
ITEMS					
AC input voltage range	VAC	85-264 (withstand 300VAC for 5 sec)			
Input frequency	Hz	47-63			
Inrush cold (typ)	A	35A	40A	50A	40A
Power factor (typ) (110/230VAC)		0.55/0.42	0.56/0.46	0.6/0.5	0.98/0.93
Input current (typ)	A	0.27/0.17	0.55/0.33	0.9/0.55	1.2/0.6
Output voltage	V	24	12 / 24	5 / 12 / 24 / 48	24
Output current	A	0.63	2.5 / 1.25	6 / 3.4 / 2.1 / 1.05	4.2
Line regulation	mV	240	120 / 240	50 / 150 / 240 / 480	240
Load regulation	mV	240	120 / 240	50 / 150 / 240 / 480	240
Ripple & noise (max) (typ)	mV	20	40 / 30	30 / 20 / 30 / 40	30
Over current protection		Hiccup with auto recovery			
Over voltage protection (1)		5V: 115%-135%, 12V: 133%-156%, 24V: 125%-140%, 48V: 112%-142% (latch mode)			
Hold up time (230VAC)	ms	20 @100VAC, full load, 25°C			
Efficiency (typ) (230VAC)	%	90	88 / 90	80 / 90 / 90 / 91	91
Average efficiency (230VAC)	%	88	87/89	5V:n/a, 12V:88, 24V:87, 48V:87	87
No load power	W	<0.3	<0.3	<0.3	<0.5
Parallel operation		Not available			
Serial operation		Possible			
LED indicators		DC OK signal - green			
Operating temperature (2, 3, 5)	°C	-20°C to +70°C ( see derating curves)			
Storage temperature	°C	-40°C to +85°C			
Operating humidity		5-95% RH (non condensing)			
Cooling (4)		Convection			
Withstand voltage		Input - Output : 3.0kVAC (20mA), Input - FG : 1.5kVAC (20mA) Output - FG : 500VAC (100mA) 1 min.			
Isolation resistance	MΩ	Input-FG, Input-Output & Output-FG: More than 100MΩ (500VDC) at 25°C and 70%RH			
Vibration		Non-operating,10-55Hz(sweep for 1 min.):19.6 m/s <sup>2</sup> (2G) Constant, X,Y,Z each 1hr			
Shock		294m/s <sup>2</sup> (30G) 11ms half sine			
Safety agency approvals		UL60950-1, CSA22.2 No.60950-1 (2nd edition), EN60950-1, UL508			
Emissions		EN55022, CISPR22 class B			
Immunity		EN61000-4-2,-3,-4,-5,-6,-8,-11			
Weight (typ)	g	85	95	175	300
Size (W x H x D)	mm	18 x 75 x 90	21x75x90	30x75x90	45x75x100
Case material		Flame Retardant Polycarbonate (UL94 V-0)			
Warranty	yrs	3			

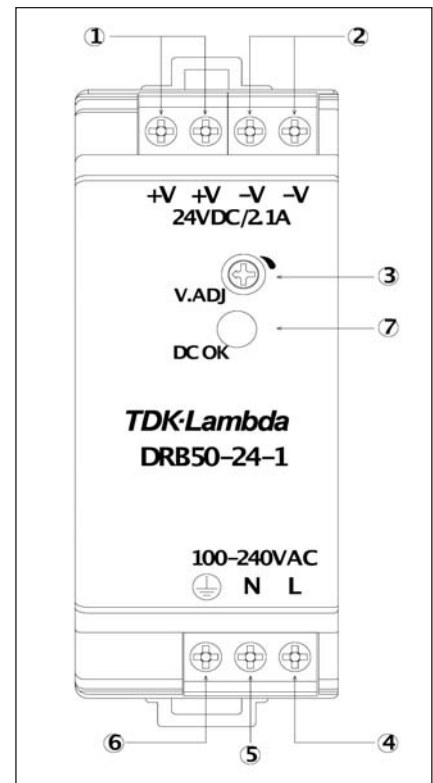
Notes:

- |   |   |   |  |
|---|---|---|--|
| 1 | Output will shutdown, manual reset required (power off then on)       | 2 | Refer to output derating curves                        |
| 3 | For UL508 operating temperature refers to surrounding air temperature | 4 | See installation instructions for mounting orientation |
| 5 | Low temperature start up: -40°C typical                               |   |  |

## Model Selector

Model	Output Voltage	Output Adjust Range (V)	Max Output Current (A)	Max Output Power (W)	Efficiency at 115/230 VAC (%)
DRB15-24-1	24	24-28	0.63	15.12	87/90
DRB30-12-1	12	12-15	2.5	30	86/88
DRB30-24-1	24	24-28	1.25	30	88/90
DRB50-5-1	5	5-5.5	6	30	79/80
DRB50-12-1	12	12-15	4.2	50.4	88/90
DRB50-24-1	24	24-28	2.1	50.4	88/90
DRB50-48-1	48	48-52.8	1.05	50.4	90/91
DRB100-24-1	24	24-28	4.2	100.8	90/91

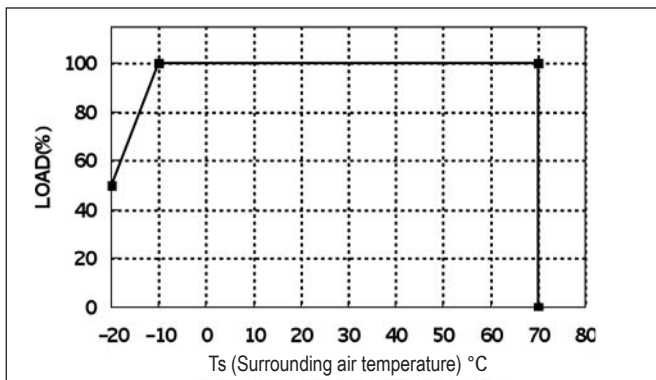
## Terminal Explanation Example



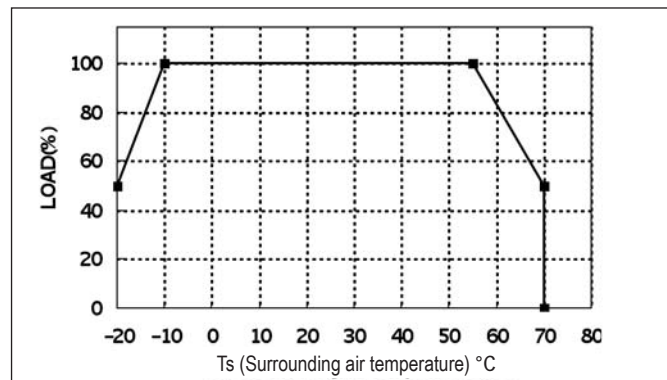
## Connection

Pin	Description
1	+V: + Output terminal
2	-V: - Output terminal
3	V. adj: Output voltage adjust trimmer. The output voltage rises when the trimmer is turned clockwise
4	L: AC Input terminal live line (fuse in line)
5	N: AC Input terminal neutral line
6	E: Protective earth connect to safety ground of apparatus or equipment
7	DC OK: Green LED lights when output voltage on

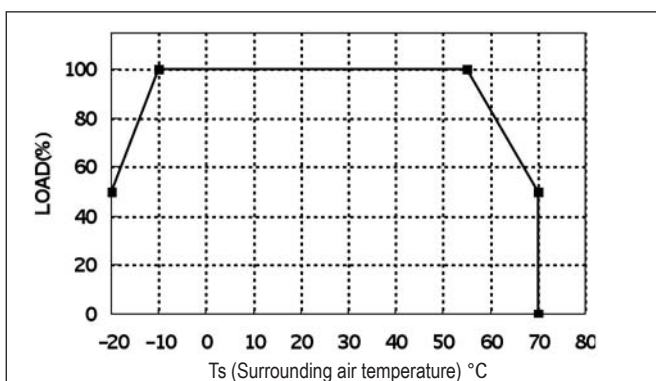
## Output Derating DRB15 Series



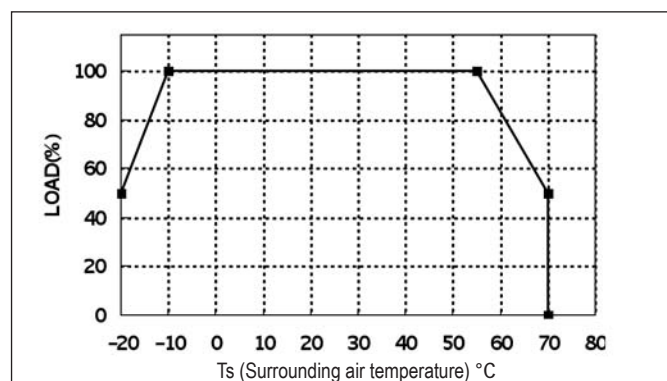
## Output Derating DRB30 Series



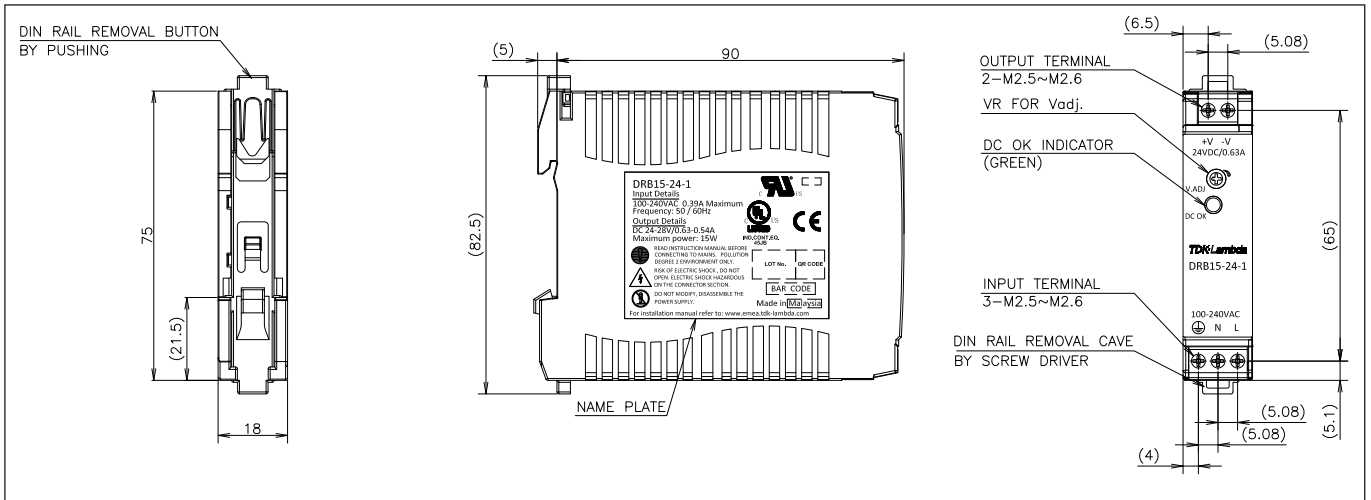
## Output Derating DRB50 Series



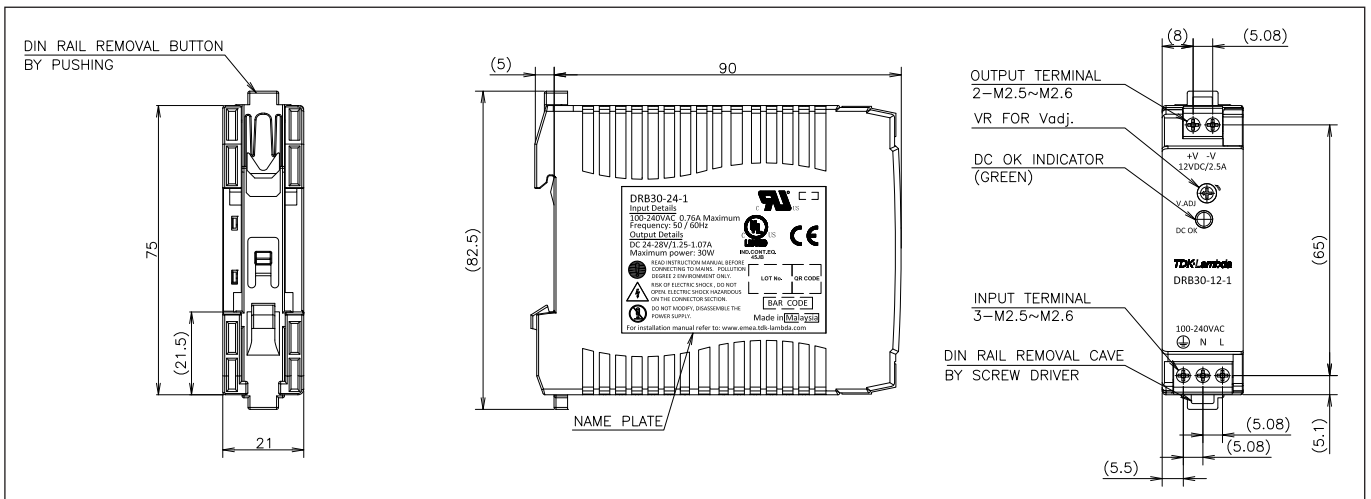
## Output Derating DRB100 Series



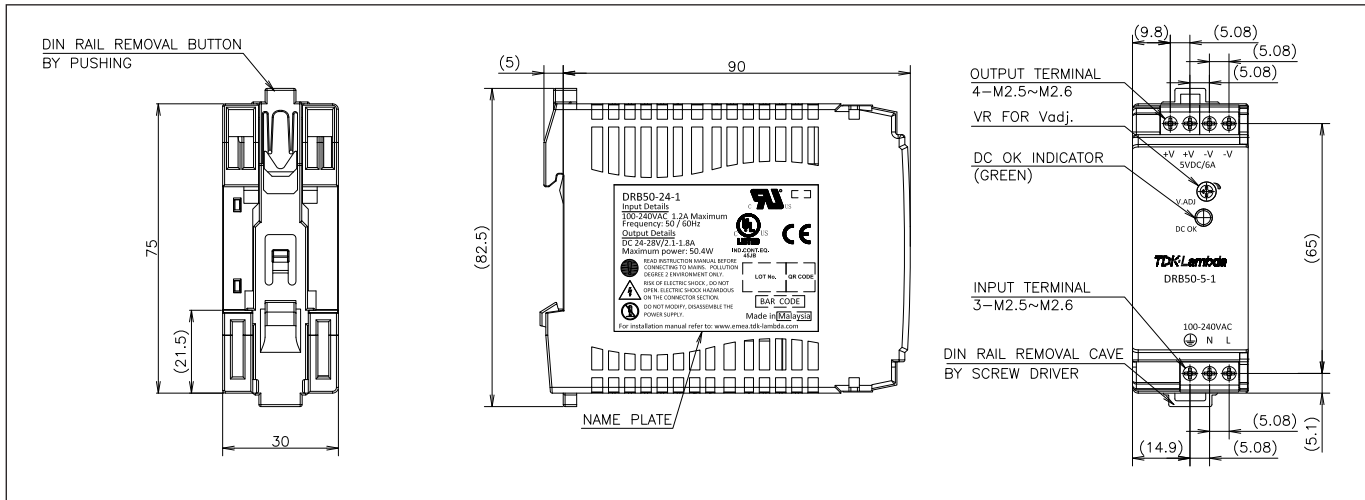
## Outline Drawing DRB15 Series



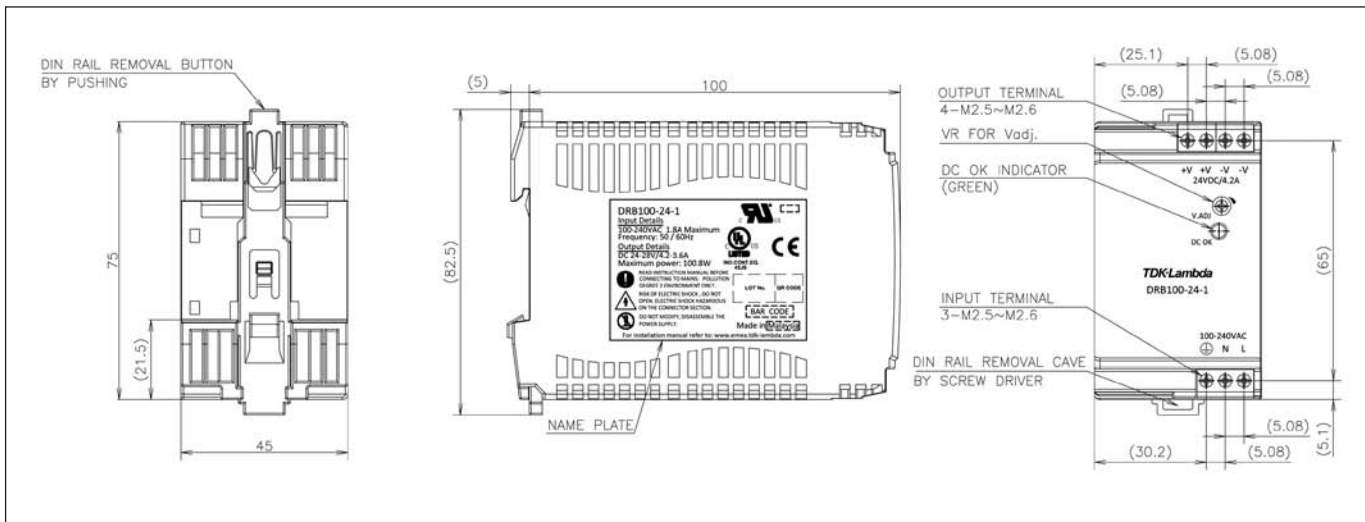
## Outline Drawing DRB30 Series



## Outline Drawing DRB50 Series



## Outline Drawing DRB100 Series





## TDK-Lambda France SAS

ZAC des Delaches  
CS 41077  
9 rue Thuillere  
91978 Villebon Courtaboeuf  
France  
Tel: +33 1 60 12 71 65  
Fax: +33 1 60 12 71 66  
france@tdk-lambda.com  
www.fr.tdk-lambda.com



## Italy Sales Office

Via dei Lavoratori 128/130  
20092 Cinisello Balsamo (MI)  
Italy  
Tel: +39 02 61 29 38 63  
Fax: +39 02 61 29 09 00  
info.italia@it.tdk-lambda.com  
www.it.tdk-lambda.com



## Netherlands

info@tdk-lambda.nl  
www.tdk-lambda.nl



## TDK-Lambda Germany GmbH

Karl-Bold-Strasse 40  
77855 Achern  
Germany  
Tel: +49 7841 666 0  
Fax: +49 7841 5000  
info.germany@de.tdk-lambda.com  
www.de.tdk-lambda.com



## Austria Sales Office

Aredstrasse 22  
2544 Leobersdorf  
Austria  
Tel: +43 2256 655 84  
Fax: +43 2256 645 12  
info.germany@de.tdk-lambda.com  
www.de.tdk-lambda.com



## Scandinavia Sales Office

Valdemarsgade 7  
4100 Ringsted  
Denmark  
Tel: +45 24 63 95 65  
Fax: +45 69 80 44 99  
info@de.tdk-lambda.com  
www.emea.tdk-lambda.com



## Switzerland Sales Office

Bahnhofstrasse 50  
8305 Dietlikon  
Switzerland  
Tel: +41 44 850 53 53  
Fax: +41 44 850 53 50  
info@de.tdk-lambda.com  
www.de.tdk-lambda.com



## TDK-Lambda UK Ltd.

Kingsley Avenue  
Ilfracombe  
Devon EX34 8ES  
United Kingdom  
Tel: +44 (0) 12 71 85 66 66  
Fax: +44 (0) 12 71 86 48 94  
powersolutions@uk.tdk-lambda.com  
www.uk.tdk-lambda.com



## TDK-Lambda Ltd.

Kibbutz  
Givat Hashlosa 48800  
Israel  
Tel: +9 723 902 4333  
Fax: +9 723 902 4777  
info@tdk-lambda.co.il  
www.tdk-lambda.co.il



## Russia

**Technical Support:**  
St Petersburg  
Tel: +7 (812) 6580463  
**Sales:**  
Moscow  
info@tdk-lambda.ru  
www.tdk-lambda.ru

## Local Distribution

# RSG.

ELECTRONIC COMPONENTS

**RSG Electronic Components GmbH**

**Sprendlinger Landstr. 115**

**D-63069 Offenbach / Germany**

**Tel. +49.69.984047-0**

**Fax +49.69.984047-77**

**info@rsg-electronic.de**

**www.rsg-electronic.de**

*Änderungen vorbehalten / subject to change without notice.*