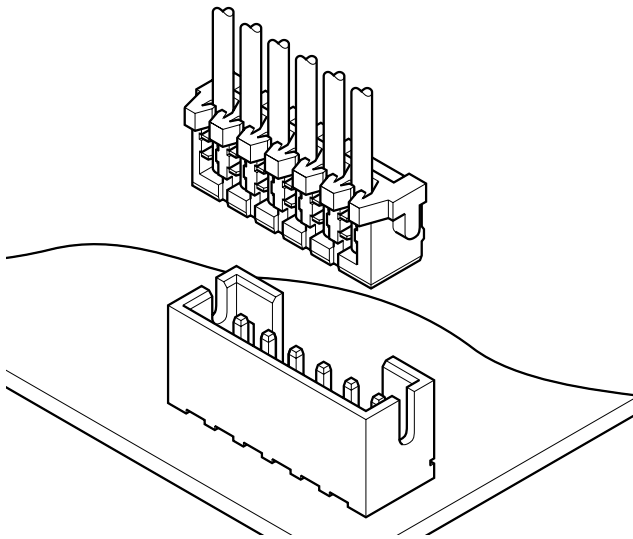


# KR CONNECTOR

2.0mm pitch/Disconnectable Insulation displacement connectors



The KR connector features a mounting height as low as 6.9 mm and a thickness as thin as 4.8 mm (for top entry type). It is suitable for interconnection of a wide range of electronic equipment such as VCRs, video cameras, car stereo systems and communication equipment.

- **Folded beam double-leaf contact construction**
- **Twin U-slot insulation displacement section**
- **Strain relief**
- **Compatible with the PH crimp style connector**
- **Surface mount model (SMT)**

## Specifications

- Current rating: 1.0 A AC, DC (AWG #26)
  - Voltage rating: 100 V AC, DC
  - Temperature range: -25°C to +85°C  
(including temperature rise in applying electrical current)
  - Contact resistance: Initial value/ 10 mΩ max.  
After environmental tests/ 20 mΩ max.
  - Insulation resistance: 1,000 MΩ min.
  - Withstanding voltage: 800 VAC/minute
  - Applicable wire: UL1571, 1061  
(Contact JST for details regarding other UL styles.)  
AWG #28, #26  
Conductor/ 7 strands, tin-coated  
Insulation O.D./ 0.9 to 1.0 mm  
(The standard applicable wire for connectors having 13 circuits or more is UL 1061.)
  - Applicable panel thickness: 0.8 to 1.6 mm
- \* Refer to "General Instruction and Notice when using Terminals and Connectors" at the end of this catalog.  
\* Contact JST for details.  
\* Compliant with RoHS.

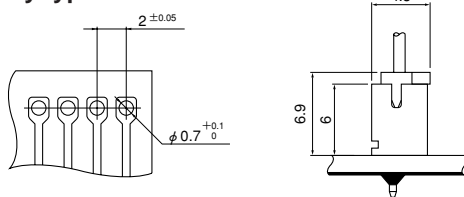
## Standards

- Recognized E60389
- Certified LR20812

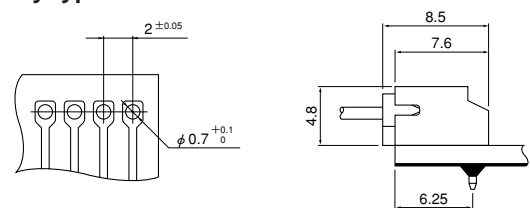
## PC board layout and Assembly layout

### <Through-hole type>

#### Top entry type



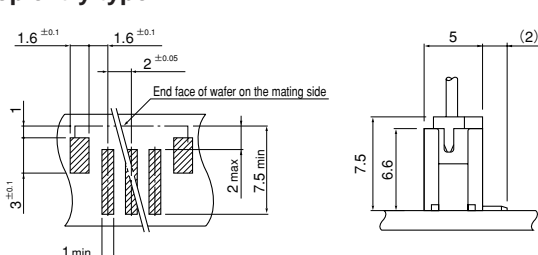
#### Side entry type



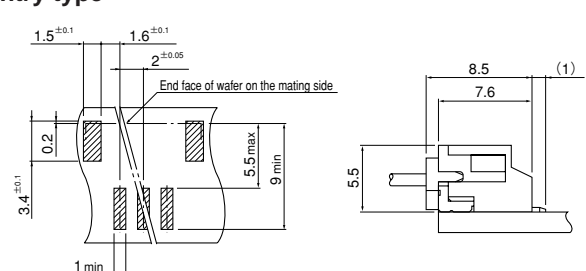
- Note: 1. The above figure is the figure viewed from soldering side.  
2. Tolerances are non-cumulative: ±0.05 mm for all centers.  
3. Hole dimensions differ according to the type of PC board and piercing method. If PC board made of hard material are used, the hole dimensions should be larger. The hole dimensions above should serve as a guideline. Contact JST for details.

### <SMT type/SM4 type>

#### Top entry type



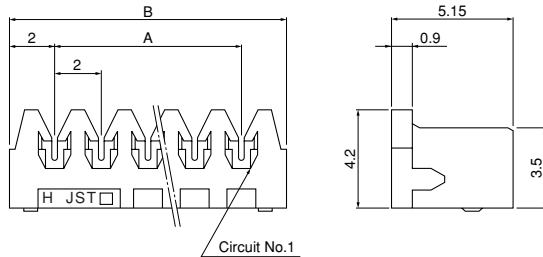
#### Side entry type



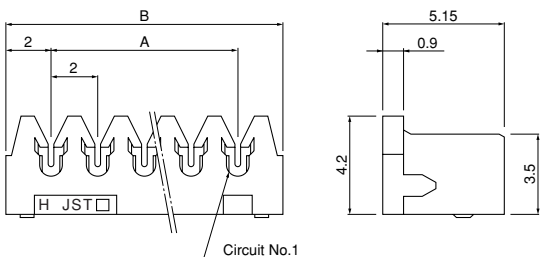
- Note: 1. The above figure is the figure viewed from the connector mounting side.  
2. Tolerances are non-cumulative: ±0.05 mm for all centers. The dimensions above should serve as a guideline. Contact JST for details.

## Socket

### <2 to 12 circuits>



### <13 to 16 circuits>



| Circuits | Model No.        | Dimensions (mm) |      | Q'ty/<br>box |
|----------|------------------|-----------------|------|--------------|
|          | Normal type      | A               | B    |              |
| 2        | <b>02KR-6H-P</b> | 2.0             | 6.0  | 2,000        |
| 3        | <b>03KR-6H-P</b> | 4.0             | 8.0  | 2,000        |
| 4        | <b>04KR-6H-P</b> | 6.0             | 10.0 | 2,000        |
| 5        | <b>05KR-6H-P</b> | 8.0             | 12.0 | 2,000        |
| 6        | <b>06KR-6H-P</b> | 10.0            | 14.0 | 2,000        |
| 7        | <b>07KR-6H-P</b> | 12.0            | 16.0 | 1,000        |
| 8        | <b>08KR-6H-P</b> | 14.0            | 18.0 | 1,000        |
| 9        | <b>09KR-6H-P</b> | 16.0            | 20.0 | 1,000        |
| 10       | <b>10KR-6H-P</b> | 18.0            | 22.0 | 1,000        |
| 11       | <b>11KR-6H-P</b> | 20.0            | 24.0 | 1,000        |
| 12       | <b>12KR-6H-P</b> | 22.0            | 26.0 | 1,000        |
| 13       | <b>13KR-6H-P</b> | 24.0            | 28.0 | 500          |
| 14       | <b>14KR-6H-P</b> | 26.0            | 30.0 | 500          |
| 15       | <b>15KR-6H-P</b> | 28.0            | 32.0 | 500          |
| 16       | <b>16KR-6H-P</b> | 30.0            | 34.0 | 500          |

### Material and Finish

Contact: Phosphor bronze, tin-plated (reflow treatment)  
Housing: 2 to 12 circuits/ PA 66, UL94V-0, gray  
13 to 16 circuits/ Glass-filled PA 66, UL94V-0, gray

### RoHS compliance

<For reference> As the color identification,  
the following alphabet shall be put in the underlined part.  
For availability, delivery and minimum order quantity, contact JST.

ex. **02KR-6H-P**

Standard color: H...gray

Others: K...black

E...blue

R...red

## Shrouded header

The shrouded headers are interchangeable with those of the PH crimp style connectors and CR and KRD insulation displacement connectors.