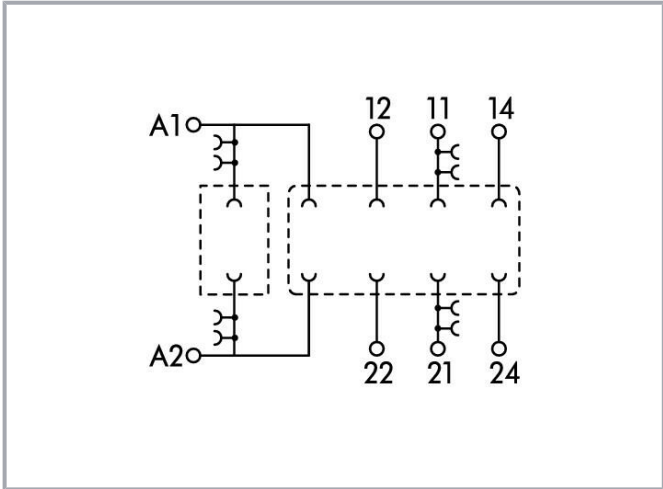



Data sheet | Item number: 788-102

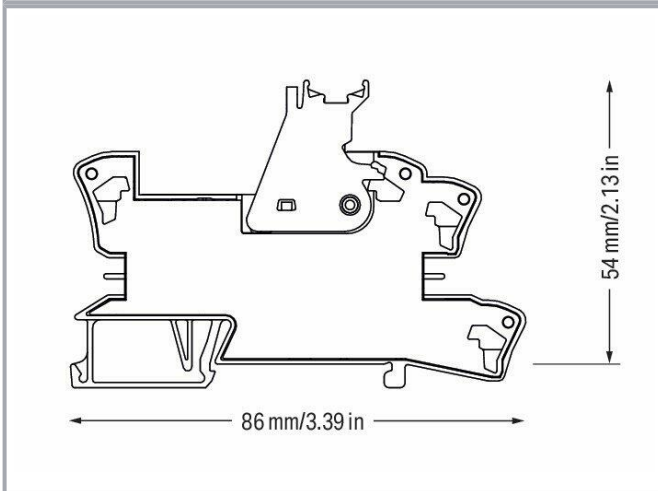
Relay socket; 2 changeover contacts; for 15 mm basic relays; gray

www.wago.com/788-102



i Picture differs from the item.

Color:



Subject to changes. Please also observe the further product documentation!

WAGO Kontakttechnik GmbH & Co. KG
Hansastr. 27
32423 Minden
Phone: +49571 887-0 | Fax: +49571 887-169
Email: info.de@wago.com | Web: www.wago.com

Do you have any questions about our products?
We are always happy to take your call at +49 (571) 887-44222.

**Data****Notes**

Note	Bei den angegebenen technischen Daten handelt es sich um Maximalwerte. Diese können durch das verwendete Zubehör eingeschränkt werden.
------	--

Technical data**Control circuit**

Nominal input voltage U_N	AC/DC 230 V
Input voltage range	AC/DC 0 ... 250 V

Load circuit

Number of changeover/switchover contacts	2
Limiting continuous current	8 A
Switching voltage (max.)	AC 300 V

Safety and protection

Rated voltage	300 V
Overvoltage category	II
Pollution degree	3
Dielectric strength, control/load circuit (AC, 1 min)	6 kVrms
Dielectric strength, open contact (AC, 1 min)	1 kVrms
Insulation type (control/load circuit)	Reinforced insulation (safe isolation)
Insulation type (load/load circuit)	Basic insulation
Insulation type (between adjacent devices of the the same type)	Basic insulation
Protection type	IP20

Connection data

Connection technology	Push-in CAGE CLAMP®
Solid conductor	0.34 ... 2.5 mm ² / 22 ... 14 AWG
Fine-stranded conductor	0.34 ... 2.5 mm ² / 22 ... 14 AWG
Strip length	9 ... 10 mm / 0.35 ... 0.39 inch

Subject to changes. Please also observe the further product documentation!

WAGO Kontakttechnik GmbH & Co. KG
 Hansastr. 27
 32423 Minden
 Phone: +49571 887-0 | Fax: +49571 887-169
 Email: info.de@wago.com | Web: www.wago.com

Do you have any questions about our products?
 We are always happy to take your call at +49 (571) 887-44222.



Physical data

Width	15 mm / 0.591 inch
Height	86 mm / 3.386 inch
Depth from upper edge of DIN-rail	54 mm / 2.126 inch

Mechanical data

Mounting type	DIN-35 rail
---------------	-------------

Material data

Color	gray
Fire load	0.642 MJ
Weight	30.7 g

Environmental requirements

Surrounding air temperature (operation at U_N)	-40 ... 70 °C
Surrounding air temperature (storage)	-40 ... 80 °C
Processing temperature	-25 ... +50 °C
Relative humidity	5 ... 95 % (no condensation permissible)
Operating altitude (max.)	2000 m

Standards and specifications

Standards/Specifications	EN 61010-2-201
--------------------------	----------------

Commercial data

Product Group	6 (Interface Electronics)
PU (SPU)	20 (1) Each
Packaging type	box
Country of origin	CN
GTIN	4050821591788
Customs tariff number	85366990990

Optional accessories

Marking accessories

Marking strip	
---------------	--

Subject to changes. Please also observe the further product documentation!



Item no.: 2009-110
Marking strips; for Smart Printer; on reel; not stretchable; plain; snap-on type; white

www.wago.com/2009-110

Marking device



Item no.: 210-110
Fiber-tip pen

www.wago.com/210-110

Double marker carrier



Item no.: 209-128
Adaptor; gray

www.wago.com/209-128

Protective marker cover



Item no.: 209-184
Protection cover; transparent

www.wago.com/209-184

Marker



Item no.: 2009-115
WMB-Inline; for Smart Printer; 1500 pieces on roll; stretchable 5 - 5.2 mm; plain; snap-on type; white

www.wago.com/2009-115



Item no.: 209-183
Marker card; white

www.wago.com/209-183



Item no.: 793-501
WMB marking card; as card; not stretchable; plain; snap-on type; white

www.wago.com/793-501



Item no.: 793-502
WMB marking card; as card; MARKED; 1 ... 10 (10x); not stretchable; Horizontal marking; snap-on type; white

www.wago.com/793-502



Item no.: 793-503
WMB marking card; as card; MARKED; 11 ... 20 (10x); not stretchable; Horizontal marking; snap-on type; white

www.wago.com/793-503



Item no.: 793-504
WMB marking card; as card; MARKED; 21 ... 30 (10x); not stretchable; Horizontal marking; snap-on type; white

www.wago.com/793-504



Item no.: 793-505
WMB marking card; as card; MARKED; 31 ... 40 (10x); not stretchable; Horizontal marking; snap-on type; white

www.wago.com/793-505

Group marker carrier



Item no.: 209-145
Group marker carrier; white








www.wago.com/209-145









Item no.: 249-105
Group marker carrier; gray

www.wago.com/249-105

Subject to changes. Please also observe the further product documentation!

Ferrule		
Ferrule		
	Item no.: 216-241 Ferrule; Sleeve for 0.5 mm ² / 20 AWG; insulated; electro-tin plated; electrolytic copper; gastight crimped; acc. to DIN 46228, Part 4/09.90; white	www.wago.com/216-241
	Item no.: 216-242 Ferrule; Sleeve for 0.75 mm ² / 18 AWG; insulated; electro-tin plated; electrolytic copper; gastight crimped; acc. to DIN 46228, Part 4/09.90; gray	www.wago.com/216-242
	Item no.: 216-243 Ferrule; Sleeve for 1 mm ² / AWG 18; insulated; electro-tin plated; electrolytic copper; gastight crimped; acc. to DIN 46228, Part 4/09.90; red	www.wago.com/216-243
	Item no.: 216-244 Ferrule; Sleeve for 1.5 mm ² / AWG 16; insulated; electro-tin plated; electrolytic copper; gastight crimped; acc. to DIN 46228, Part 4/09.90; black	www.wago.com/216-244
 <small>Image coming soon</small>	Item no.: 216-542 Twin ferrule; Sleeve for 2 x 1 mm ² / AWG 2 x 18; red, insulated; 12 mm long; red	www.wago.com/216-542
Tool		
Operating tool		
	Item no.: 210-720 Operating tool; Blade: 3.5 x 0.5 mm; with a partially insulated shaft; multicoloured	www.wago.com/210-720
Indicators		
Operation status indicator		
	Item no.: 788-120 Accessories for relay modules; Operation status indicator: red; Nominal operating voltage: 24 VDC	www.wago.com/788-120
	Item no.: 788-122 Operation status indicator; 110 VDC	www.wago.com/788-122
	Item no.: 788-123 Accessories for relay modules; Operation status indicator: red; Nominal operating voltage: 24 VAC	www.wago.com/788-123
	Item no.: 788-124 Accessories for relay modules; Operation status indicator: red	www.wago.com/788-124
	Item no.: 788-121 Accessories for relay modules; Operation status indicator: red; Nominal operating voltage range: 48 ... 60 VDC	www.wago.com/788-121
	Item no.: 788-125 Accessories for relay modules; Operation status indicator: red	www.wago.com/788-125
Jumpers		
Jumper		
	Item no.: 788-116 Jumper; for jumper slot; 6-way; insulated	www.wago.com/788-116

Subject to changes. Please also observe the further product documentation!

	Item no.: 788-117 Jumper; for jumper slot; 8-way; insulated	www.wago.com/788-117
	Item no.: 788-114 Jumper; for jumper slot; 3-way; insulated	www.wago.com/788-114
	Item no.: 788-113 Jumper; for jumper slot; 2-way; insulated	www.wago.com/788-113
	Item no.: 788-115 Jumper; for jumper slot; 4-way; insulated	www.wago.com/788-115
	Item no.: 859-402 Jumper; for jumper slot; 2-way; insulated; light gray	www.wago.com/859-402
	Item no.: 788-118 Jumper; for jumper slot; from 1 to 3; insulated	www.wago.com/788-118

Downloads

Documentation

Bid Text

788-102 docx - Datei	2019. 2. 20.	docx 16.5 kB	Download
788-102 X81 - Datei	2019. 2. 19.	xml 3.7 kB	Download

Instruction Leaflet

Sockets with Elementary Relay/ SSR	V 1.0.1 2020. 10. 9.	pdf 2.3 MB	Download
------------------------------------	-------------------------	---------------	----------

Additional Information

Disposal; Electrical and electronic equipment, Packaging	V 1.0.0	pdf 265.8 kB	Download
--	---------	-----------------	----------

CAD/CAE-Data

CAD data

2D/3D Models 788-102	URL	Download
----------------------	-----	----------

Subject to changes. Please also observe the further product documentation!



CAE data

ZUKEN Portal 788-102	URL	Download
WSCAD Universe 788-102	URL	Download
EPLAN Data Portal 788-102	URL	Download

Environmental Product Compliance

Compliance Search

Environmental Product Compliance 788-102 Relay socket; 2 changeover contacts; for 15 mm basic relays; gray	URL	Download
---	---------------------	--------------------------

Installation Notes

Subject to changes. Please also observe the further product documentation!