


1SS400-G

Reverse Voltage: 90 Volts
Rectifying Current: 100 mA
RoHS Device



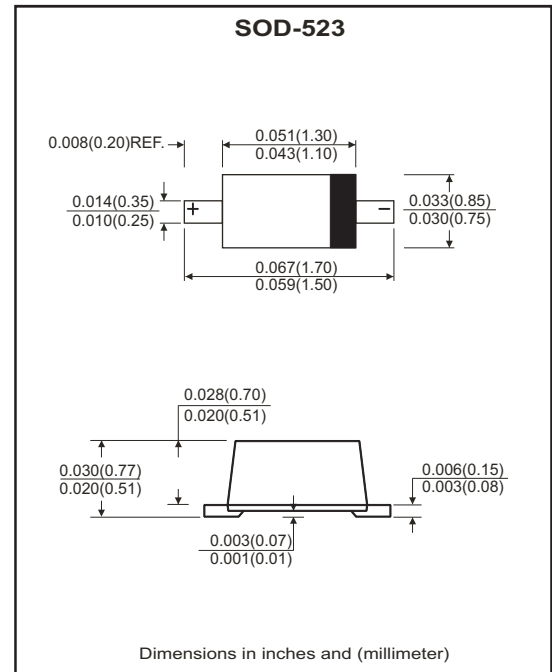
Features

- High speed.
- Small surface mount type.
- High reliability with high surge current handling capability.

Mechanical data

- Case: SOD-523 standard package, Molded Plastic
- Terminals: Solderable per MIL-STD-750, method 2026
- Marking code: cathode band & A
- Mounting position: Any
- Weight: 0.012 gram(approx.)

Circuit Diagram



Maximum Ratings (at $T_A=25^\circ\text{C}$ unless otherwise noted)

Parameter	Symbol	1SS400-G	Unit
Peak reverse voltage	V_{RM}	90	V
DC reverse voltage	V_{DC}	80	V
Peak forward current	I_{FM}	225	mA
Mean rectified current	I_o	100	mA
Surge current	I_{FSM}	500	mA
Power dissipation	P_D	150	mW
Junction temperature	T_J	125	$^\circ\text{C}$
Storage temperature range	T_{STG}	-55 ~ +125	$^\circ\text{C}$

Electrical Characteristics (at $T_A=25^\circ\text{C}$ unless otherwise noted)

Parameter	Symbol	Conditions	Min.	Typ.	Max.	Unit
Forward voltage	V_F	$I_F=100\text{mA}$	-----	-----	1.2	V
Reverse current	I_R	$V_R=80\text{V}$	-----	-----	0.1	μA
Capacitance between terminals	C_T	$V_R=0.5\text{V}$, $f=1.0\text{MHz}$	-----	-----	3.0	pF
Reverse recovery time	t_{rr}	$V_R=6\text{V}$, $I_F=10\text{mA}$, $R_L=100\Omega$	-----	-----	4.0	nS

RATING AND CHARACTERISTIC CURVES (1SS400-G)

Fig.1 - Power Derating Curve

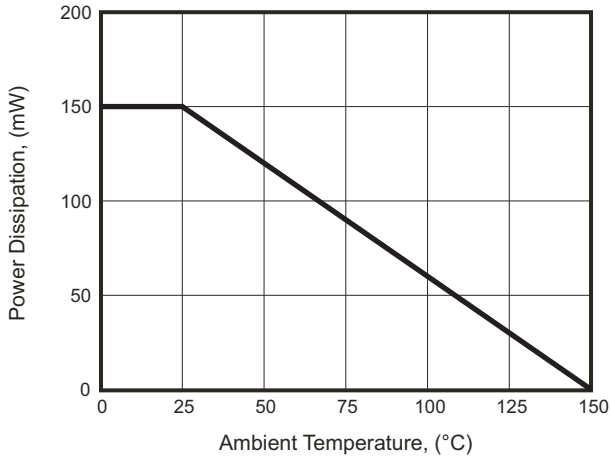


Fig.2 - Typical Forward Characteristics

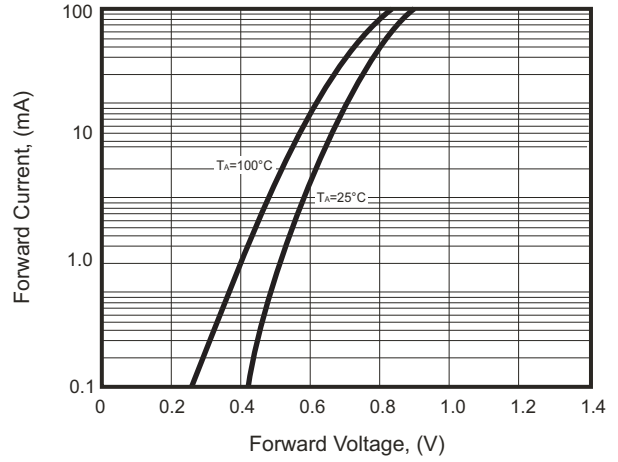


Fig.3 - Typical Reverse Characteristics

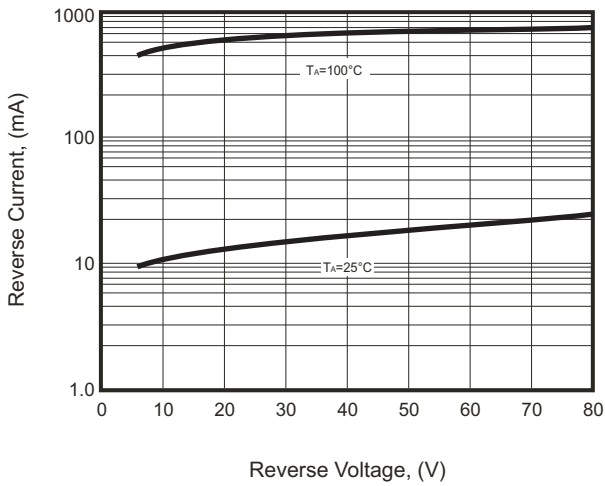
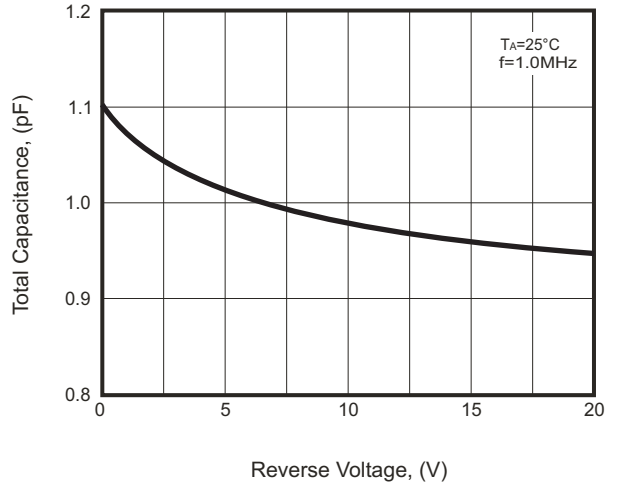
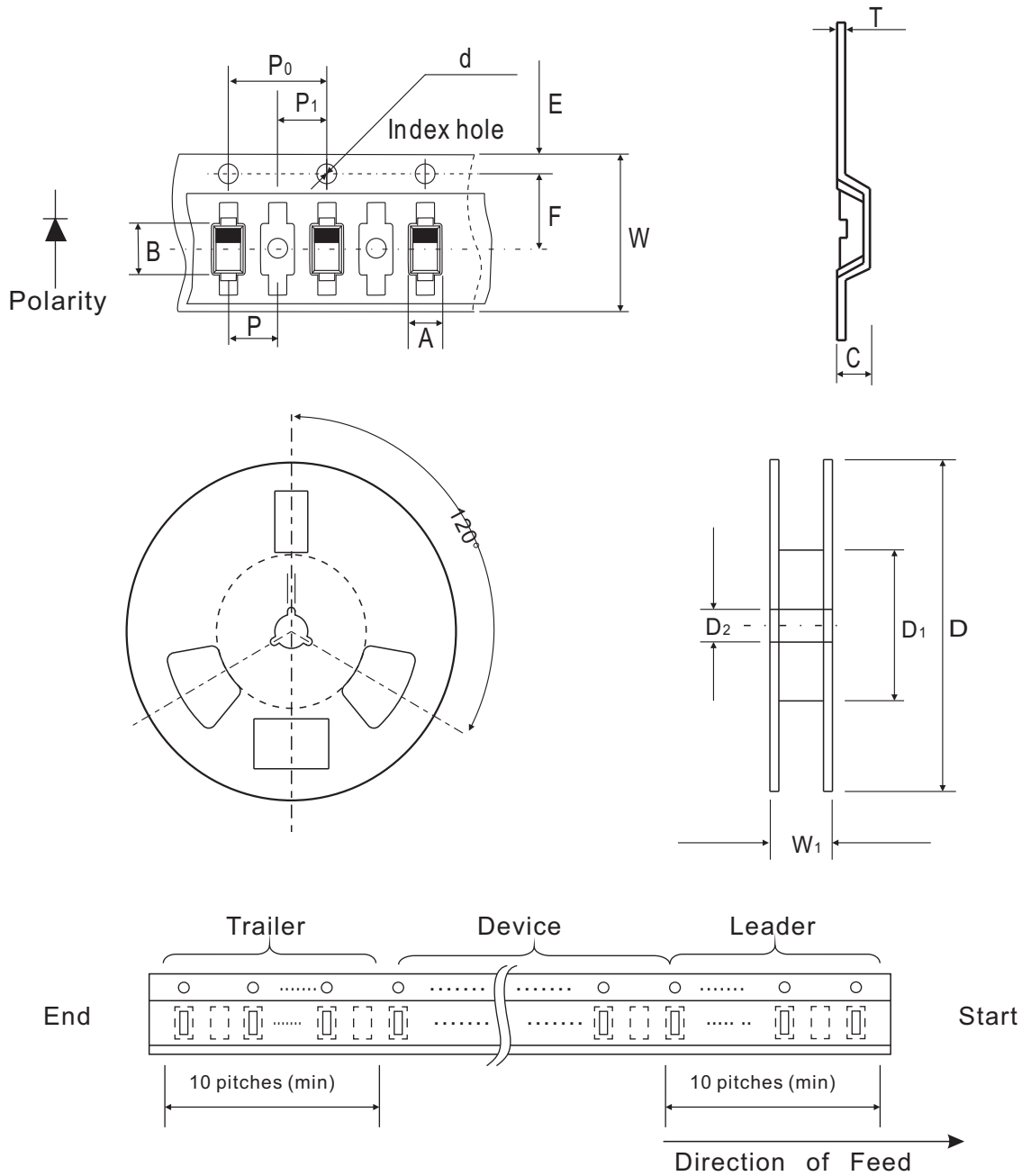


Fig.4 - Capacitance Characteristics



Reel Taping Specification



SOD-523	SYMBOL	A	B	C	d	D	D ₁	D ₂
	(mm)	0.90 ± 0.10	1.94 ± 0.10	0.73 ± 0.10	1.50 ± 0.10	178 ± 1.00	54.40 ± 0.40	13.00 ± 0.20
	(inch)	0.035 ± 0.004	0.076 ± 0.004	0.029 ± 0.004	0.059 ± 0.004	7.008 ± 0.039	2.142 ± 0.016	0.512 ± 0.008

SOD-523	SYMBOL	E	F	P	P ₀	P ₁	W	W ₁
	(mm)	1.75 ± 0.10	3.50 ± 0.05	2.00 ± 0.10	4.00 ± 0.10	2.00 ± 0.10	8.00 + 0.30 / - 0.10	9.50 ± 1.00
	(inch)	0.069 ± 0.004	0.138 ± 0.002	0.079 ± 0.004	0.158 ± 0.004	0.079 ± 0.004	0.315 + 0.012 / - 0.004	0.374 ± 0.039

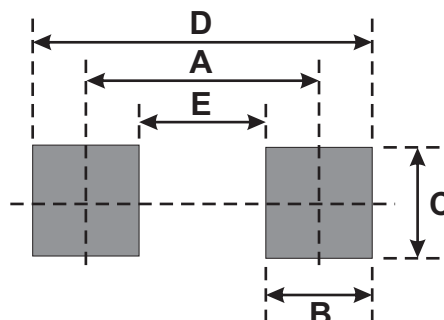
Marking Code

Part Number	Marking Code
1SS400-G	A



Suggested PAD Layout

SIZE	SOD-523	
	(mm)	(inch)
A	1.40	0.055
B	0.60	0.024
C	0.70	0.028
D	2.00	0.079
E	0.80	0.031



Standard Packaging

Case Type	REEL PACK	
	REEL (pcs)	Reel Size (inch)
SOD-523	3,000	7