

XB4A/XB4B

0.4-mm Pitch Board to FPC Connector

Low-profile type with a stacking height of 0.9 mm achieves easy operation and high contact reliability.


- The low-profile shape ensures the feel of a sharp “click” and a high retention force.
- Twist-resistant design allows removal in all directions.
- Easy insertion with self-alignment feature.
- Double contacts ensure highly reliable contact.
- Halogen Free (See note.)

Note: OMRON uses the following standard to determine halogen-free construction:
900 ppm max. for Br, 900 ppm max. for Cl, and 1,500 ppm max. for Br+Cl.

RoHS Compliant

■ Ratings and Specifications

Rated current	0.3A AC/DC
Rated voltage	50V AC/DC
Contact resistance	60mΩ max. (at 20 mV DC max., 100 mA max.)
Insulation resistance	100MΩ min. (at 250V DC)
Withstand voltage	250V AC for 1 min. (leakage current: 1 mA max.)
Total insertion force	Pin number × 1.7N max.
Total removal force	Pin number × 0.1N min.
Insertion tolerance	50 times
Ambient operating temperature	-30 to 85°C (with no icing at low temperatures)



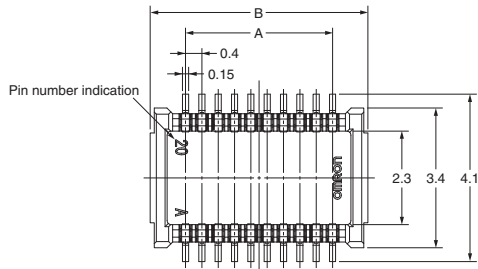
■ Materials and Finish

Housing	LCP resin (UL94V-0)/black
Contacts	Spring copper alloy/nickel substrate (2μm) Gold-plated contacts (0.15μm)

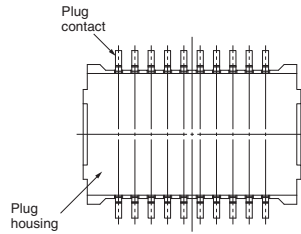
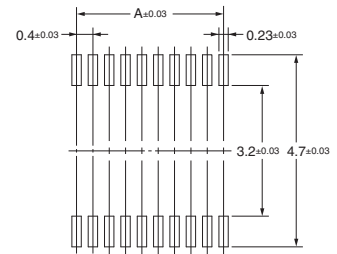
XB4A Plug, SMT terminal

■ **Dimensions**

XB4A-□□35-D



PCB Mating Dimensions (TOP VIEW)



Stacking state (Stacking connector is XB4B.)

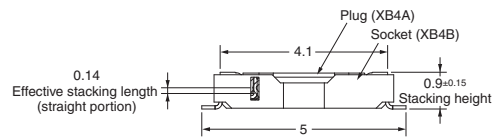


Table of Dimensions

Pins (See *1.)	Model	A	B
24	XB4A-2435-D	4.4	6.1
40	XB4A-4035-D	7.6	9.3
80	XB4A-8035-D	15.6	17.3

XB4A/XB4B

■ **Ordering Information** (Please consult your trading company for the delivery date.)

Pins (See *1.)	Model	Quantity per reel (unit) (See *2.)
24	XB4A-2435-D	3,000
40	XB4A-4035-D	
80	XB4A-8035-D	

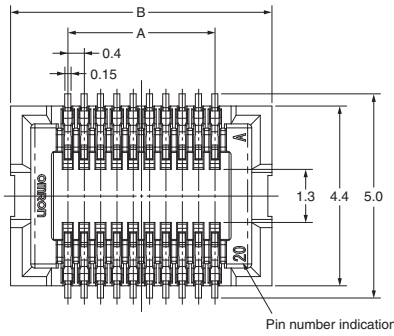
*1. Please consult your OMRON representative for inquiries related to pin number specifications.

*2. Please order an integer multiple of the quantity per reel.

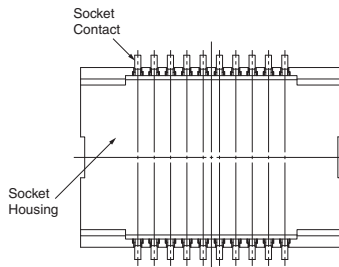
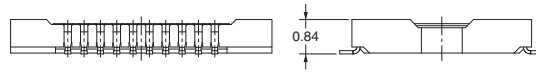
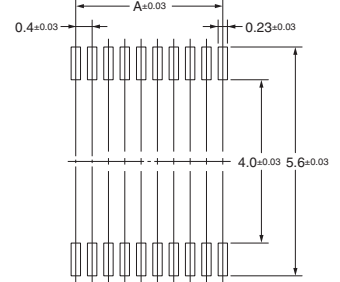
XB4B Socket, SMT Terminal

■ **Dimensions**

XB4B-□□35-D



PCB Mating Dimensions (TOP VIEW)



Stacking state (Stacking connector is XB4A.)

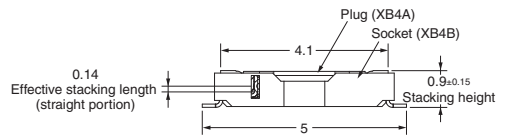


Table of Dimensions

Pins (See *1.)	Model	A	B
24	XB4B-2435-D	4.4	7.2
40	XB4B-4035-D	7.6	10.4
80	XB4B-8035-D	15.6	18.4

■ **Ordering Information** (Please consult your trading company for the delivery date.)

Pins (See *1.)	Model	Quantity per reel (unit) (See *2.)
24	XB4B-2435-D	3,000
40	XB4B-4035-D	
80	XB4B-8035-D	

*1. Please consult your OMRON representative for inquiries related to pin number specifications.

*2. Please order an integer multiple of the quantity per reel.