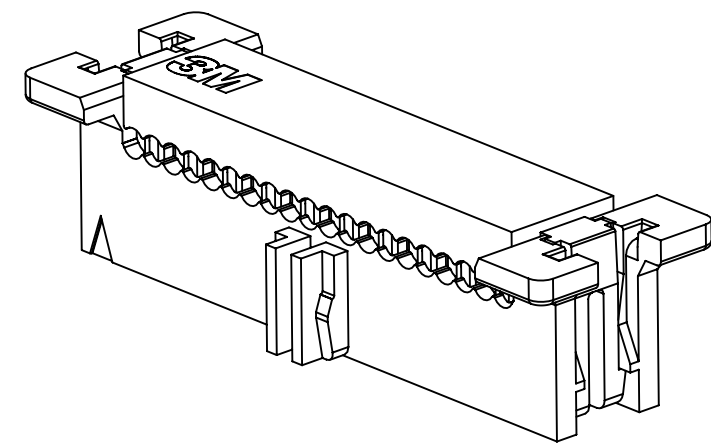
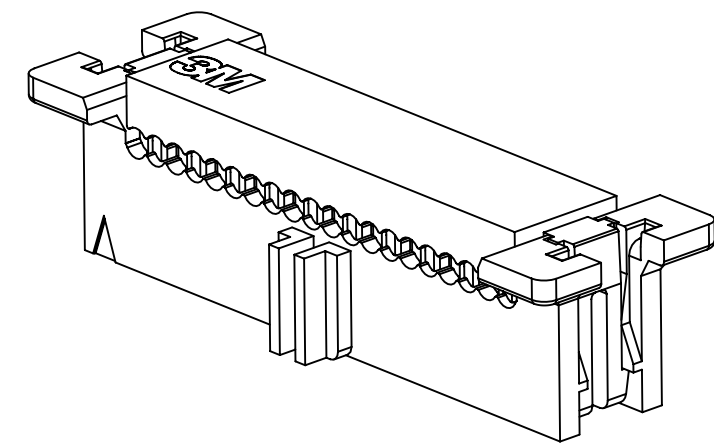


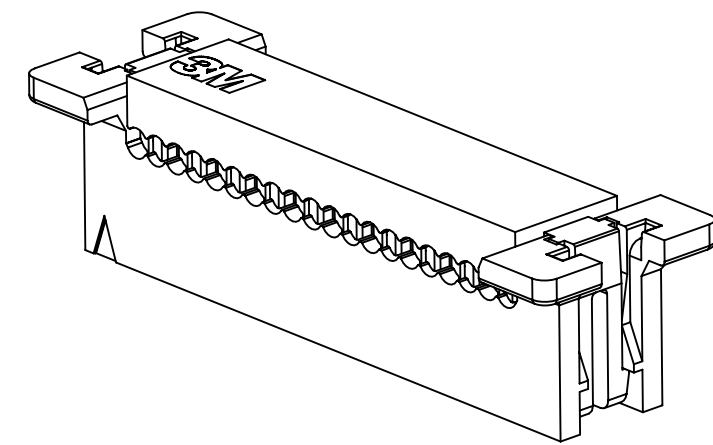
3M™ RIBBON CABLE WIREMOUNT SOCKET ASSEMBLY,
1.27mm (0.050") PITCH, 451 SERIES



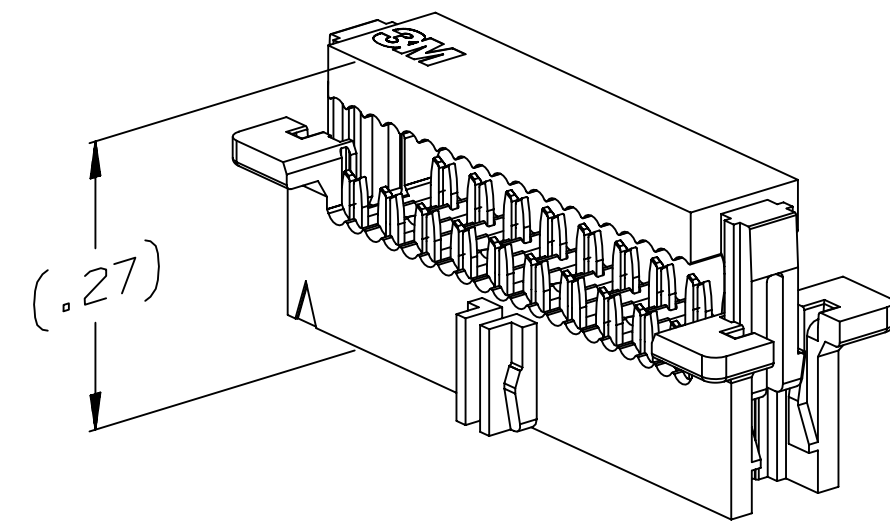
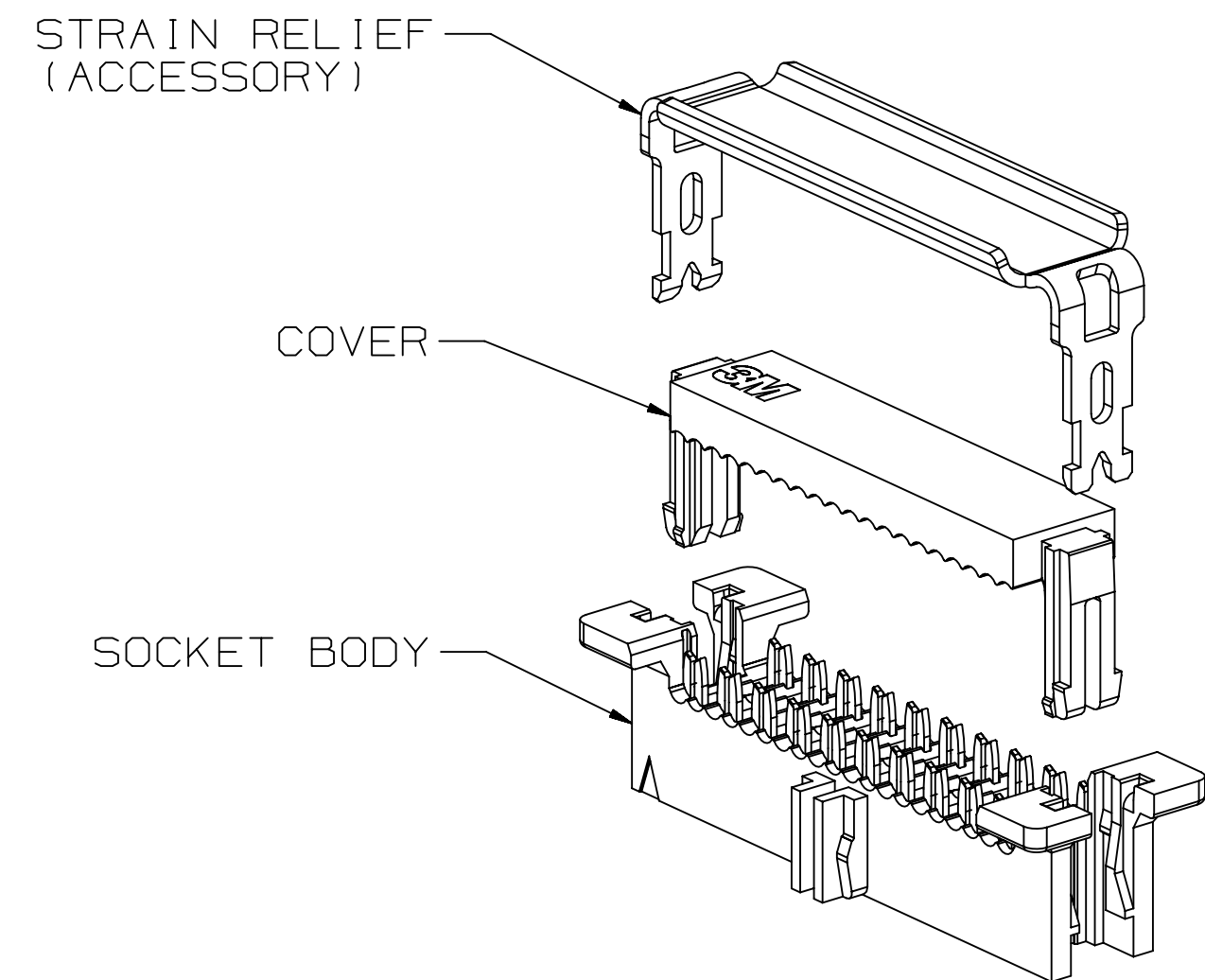
CENTER POLARIZATION AND FRICTION LATCH



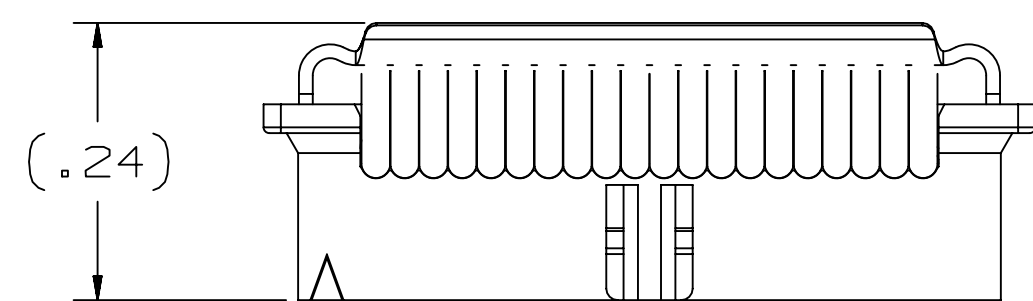
CENTER POLARIZATION AND NO FRICTION LATCH



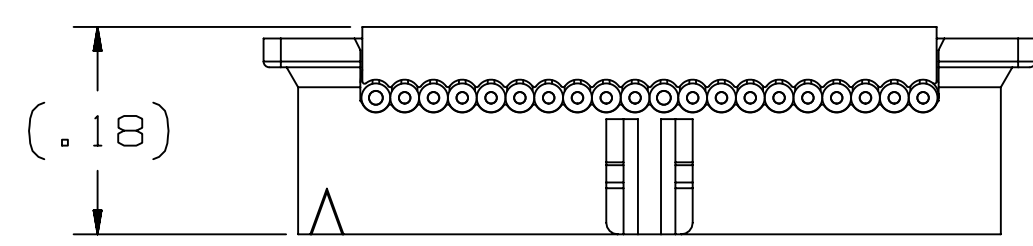
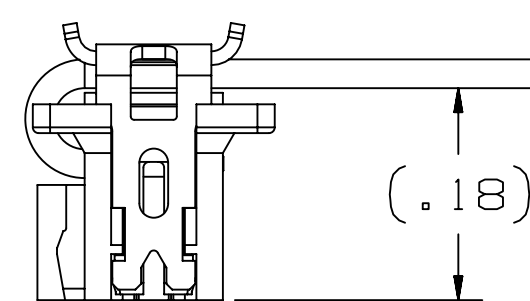
NO CENTER POLARIZATION AND NO FRICTION LATCH



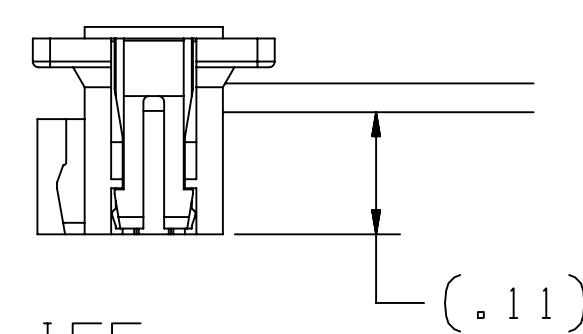
PRE-POSITIONED COVER



WITH OPTIONAL STRAIN RELIEF



NO STRAIN RELIEF



TERMINATED CONNECTOR

PERFORMANCE:	
CURRENT RATING:	1.0A, UL 04P-50P, NOT FOR CURRENT INTERRUPTION 1.0A, CUL 04P-30P, NOT FOR CURRENT INTERRUPTION 0.75A, CUL 32P-50P, NOT FOR CURRENT INTERRUPTION 0.75A, ALL LINES ENERGIZED, 30°C TEMP RISE PER EIA 364-70 1.50A, 6 LINES ENERGIZED, 30°C TEMP RISE PER EIA 364-70
UL & CUL VOLTAGE RATING:	125V _{ac}
INSULATION RESISTANCE:	> 1 × 10 ⁹ Ohms AT 500 VDC
WITHSTANDING VOLTAGE:	1250V _{dc} AT SEA LEVEL
OPERATING TEMPERATURE:	-65°C TO +125°C
UL & CUL OPERATING TEMPERATURE:	+130°C

- NOTES
- MATERIAL:
BODY: PBT, UL94V-0
COVER: PBT, UL94V-0
STRAIN RELIEF: STAINLESS STEEL
CONTACTS: BeCu ALLOY.
 - PLATING:
50-150μ" NICKEL UNDERPLATE
30 = 30μ" MIN. GOLD ON WIPING AREA
00 = FLASH GOLD ON WIPING AREA.
 - RIBBON CABLE COMPATIBILITY:
GENERAL:
0.025" PITCH PVC, 30 AWG, SOLID OR 7 STRAND.
RECOMMENDED:
3M 3447 AND 3754 SERIES CABLE.
 - MATING COMPATIBILITY:
3M 1.27mm (0.050"), SERIES 452 HEADER WITH LATCH/EJECT OPTION, TECH SHEETS TS-2437 AND TS-2396
 - REGULATORY INFORMATION:
VISIT 3M.com/regs
 - IN THE EVENT OF CONFLICT BETWEEN THIS DATA AND THAT CONTAINED IN THE PRODUCT SPECIFICATION, THE PRODUCT SPECIFICATION TAKES PRECEDENT.
 - REFERENCE RELATED DOCUMENTS:
PRODUCT SPECIFICATION:
3M DOC. ID# 78-5102-0091-4.
 - TOOLING AND INSTALLATION INSTRUCTIONS:
3M DOC. ID# 78-9101-8937-8.
 - OTHER PIN COUNTS AVAILABLE UPON REQUEST. CONTACT 3M.
 - PACKAGING:
SOCKET: TRAY
COVER: BAG

ORDERING INFORMATION FOR RAPID INSTALLATION ON RIBBON CABLE APPLICATIONS

451 XX - 0 X 0 0 XX

SERIES ——— NUMBER OF POSITIONS ——— SEE TABLE 1 ——— PLATING
00 = AU FLASH
30 = 30μ" GOLD

OPTIONAL FEATURES
0 = NONE SPECIFIED

PACKAGING
0 = STANDARD (TRAYS)

CENTER POLARIZATION / FRICTION LATCH
0 = NO CENTER POLARIZATION (CP) (ALL POS.)
1 = CP NO FRICTION LATCH (08 AND HIGHER POS.)
2 = CP WITH FRICTION LATCH (08 AND HIGHER POS.)

NOTE:
FRICTION LATCH (OPTION 2) IS NOT SUITABLE FOR HEADER WITH LATCH EJECT OPTION

ACCESSORY: STRAIN RELIEF
3448-451XX

NUMBER OF POSITIONS

APPLICATION TOOLING:
ALUMINUM: 3443-82-XX

NUMBER OF POSITIONS

3M ELECTRONICS MATERIALS SOLUTIONS DIVISION
INTERCONNECT SOLUTIONS
<http://www.3M.com/interconnect>
3M IS A TRADEMARK OF 3M COMPANY.
FOR TECHNICAL, SALES OR ORDERING INFORMATION CALL 800-225-5373

3M
UL FILE NO: E68080

78-5100-2396-9 78-5100-2437-1	DESIGN REFERENCE	NEXT ASSEMBLY	REV	ECO	ISSUE DATE AND DESCRIPTION	DRFT	CHKD
			DRFT	ARM	FEB 11, 2011	MFG	DATE
			CHKD			APPR	DATE
						SAN	FEB 11, 2011
DIVISION		DIVISION CODE		EMSD			
DO NOT SCALE DRAWING	SCALE 6/1	TOLERANCES EXCEPT AS NOTED					
THIRD ANGLE PROJECTION		INCHES		.0 ± .1 .00 ± .02 .000 ± .010 .0000 ± .005			
INTERPRET PER ASME Y14.5 - 2018		MILLIMETERS		0 ± .0 ± .00 ± .000 ±			
MAX SURFACE ROUGHNESS		ALL SURFACES		.000 ± .000 ±			
MARKED ONLY		ANGLES		±			
TITLE		CAGE NUMBER		DRAWING NO.		REV.	
RIBBON CABLE WMT SOCKET, .05 X .05 PITCH, 451 SERIES		D		78-5100-2436-3		J	
MODEL		451		DET		SHT 1 OF 2	

DRAWING NUMBER 78-5100-2436-3

REVISION J

3M™ RIBBON CABLE WIREMOUNT SOCKET ASSEMBLY,
1.27mm (0.050") PITCH, 451 SERIES

Regulatory: For regulatory information about this product, visit 3M.com/regs or contact your 3M representative.

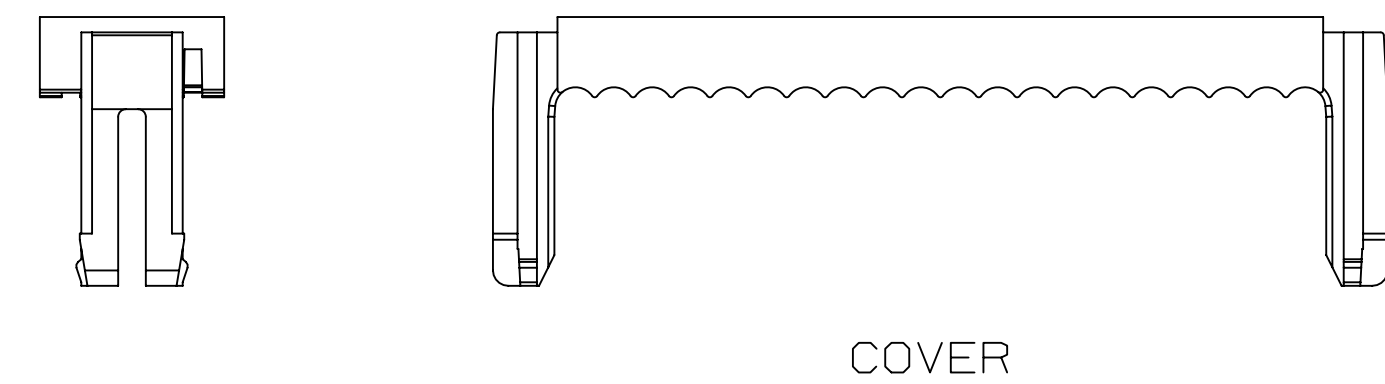
Technical Information: The technical information, recommendations and other statements contained in this document are based upon tests or experience that 3M believes are reliable, but the accuracy or completeness of such information is not guaranteed.

Product Use: Many factors beyond 3M's control and uniquely within user's control can affect the use and performance of a 3M product in a particular application. Given the variety of factors that can affect the use and performance of a 3M product, user is solely responsible for evaluating the 3M product and determining whether it is fit for a particular purpose and suitable for user's method of application.

Warranty, Limited Remedy, and Disclaimer: Unless an additional warranty is specifically stated on the applicable 3M product packaging or product literature, 3M warrants that each 3M product meets the applicable 3M product specification at the time 3M ships the product. 3M MAKES NO OTHER WARRANTIES OR CONDITIONS, EXPRESS OR IMPLIED, INCLUDING, BUT NOT LIMITED TO, ANY IMPLIED WARRANTY OR CONDITION OF MERCHANTABILITY OR FITNESS FOR A PARTICULAR PURPOSE OR ANY IMPLIED WARRANTY OR CONDITION ARISING OUT OF A COURSE OF DEALING, CUSTOM OR USAGE OR TRADE. If the 3M product does not conform to this warranty, then the sole and exclusive remedy is, at 3M's option, replacement of the 3M product or refund of the purchase price.

Limitation of Liability: Except where prohibited by law, 3M will not be liable for any loss or damage arising from the 3M product, whether direct, indirect, special, incidental or consequential, regardless of the legal theory asserted, including warranty, contract, negligence or strict liability.

3M Company
Electronics Materials Solutions Division
13011 McCallen Pass, Bldg. C
Austin, TX 78753-5380
1-800-225-5373
www.3M.com/interconnect



COVER

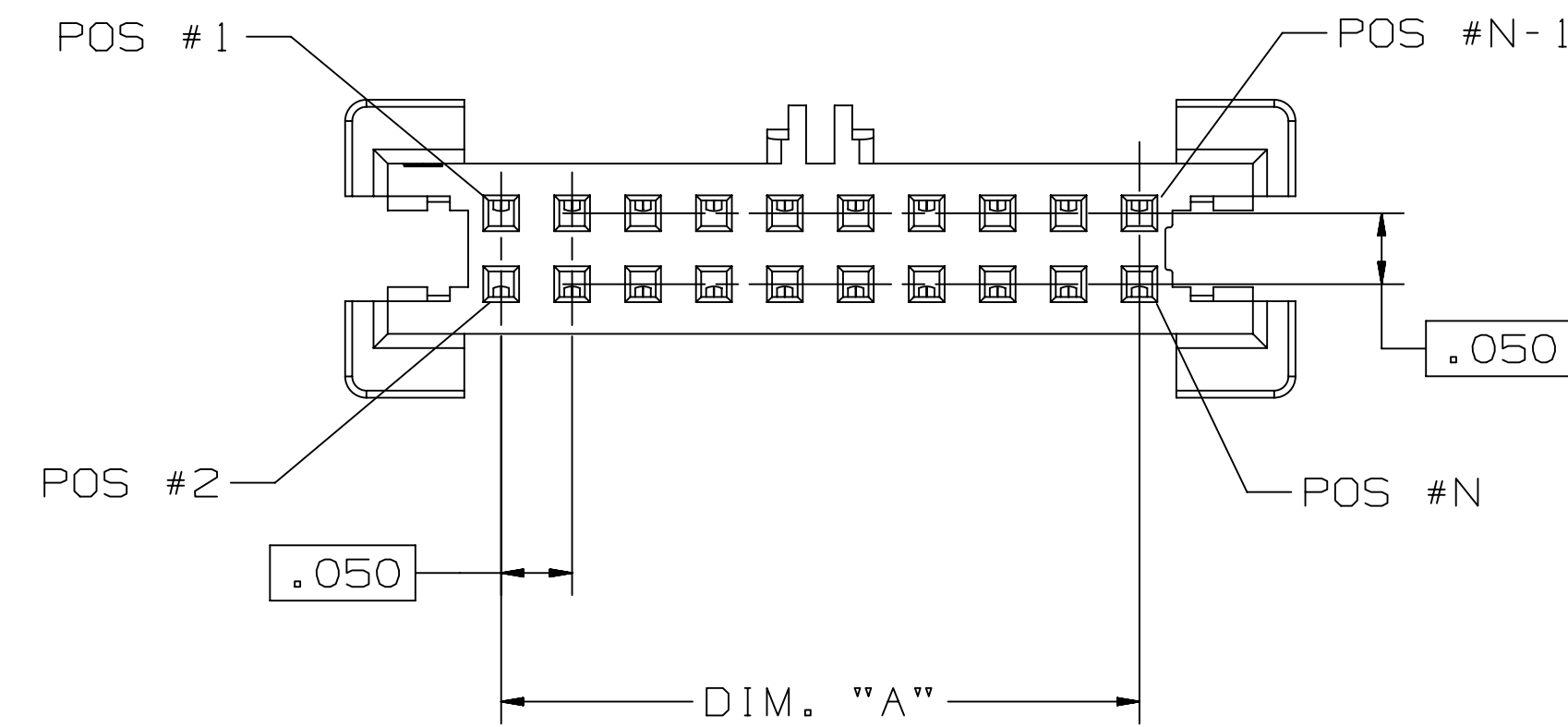
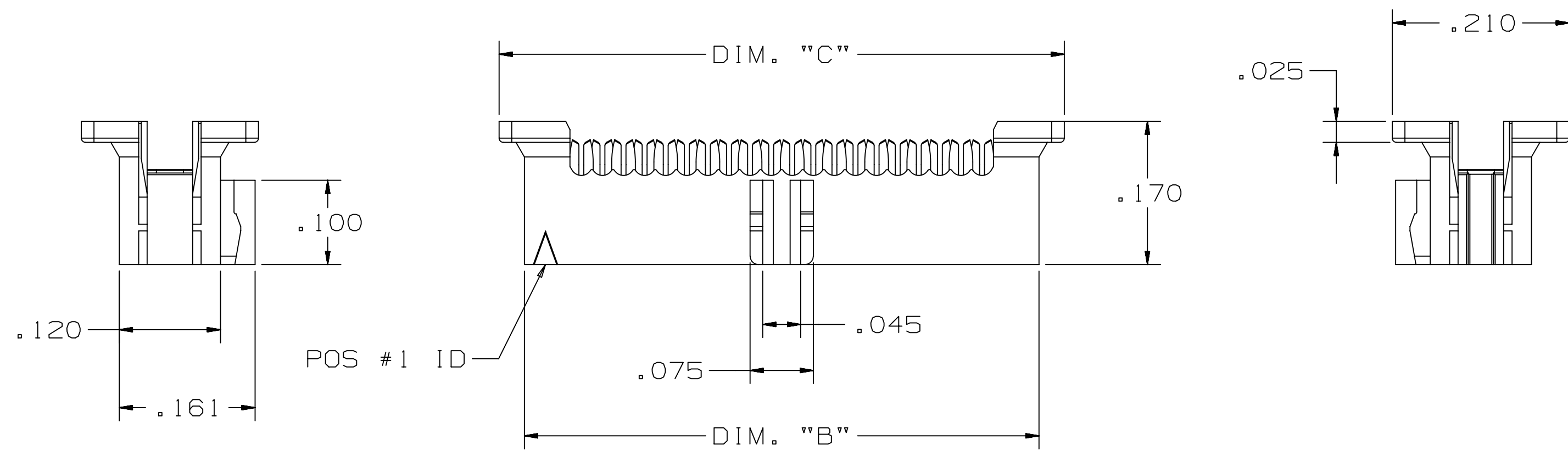
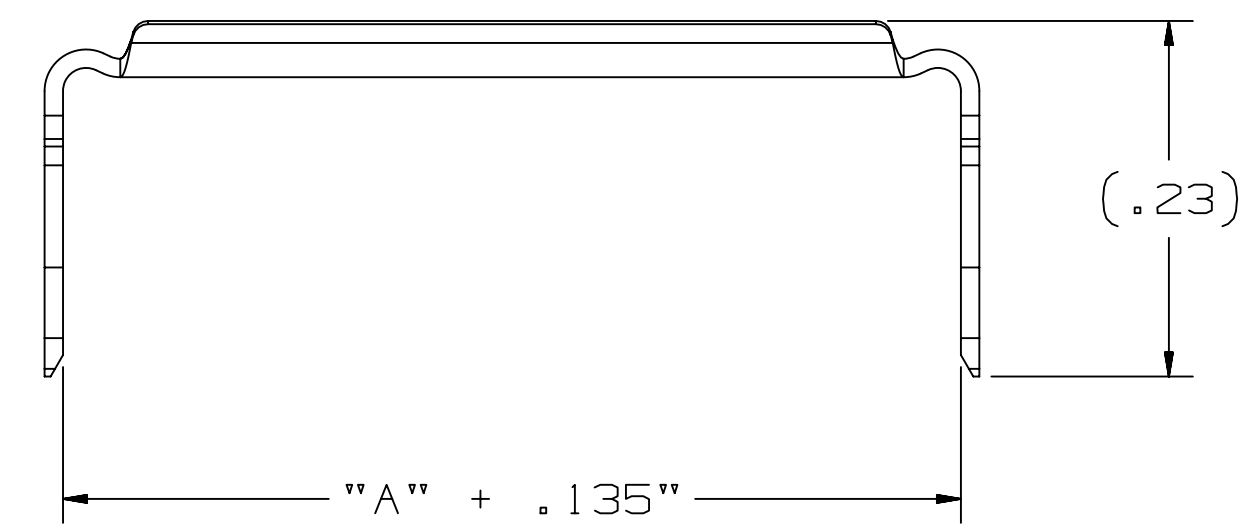
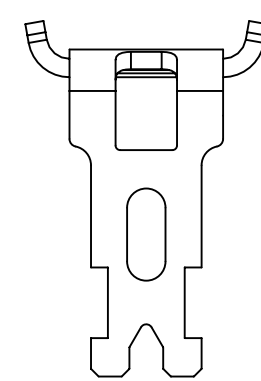


TABLE 1

No. Positions	Dim "A"	Dim "B"	Dim "C"
4	.050	.210	.270
6	.100	.260	.320
8	.150	.310	.370
10	.200	.360	.420
12	.250	.410	.470
14	.300	.460	.520
16	.350	.510	.570
20	.450	.610	.670
26	.600	.760	.820
30	.700	.860	.920
40	.950	1.110	1.170
50	1.200	1.360	1.420



ACCESSORY - STRAIN RELIEF
PART NUMBER 3448-451XX

78-5100-2396-9
78-5100-2437-1

DESIGN REFERENCE NEXT ASSEMBLY

DRFT ARM FEB 11, 2011 MFG DATE

CHKD DATE APPVL SAN FEB 11, 2011

DIVISION CODE EMSD

DO NOT SCALE DRAWING

SCALE 4/1

TOLERANCES EXCEPT AS NOTED

INCHES .0 ± .1

.00 ± .02

.000 ± .010

.0000 ± .005

MILLIMETERS 0 ±

.0 ±

.00 ±

.000 ±

MARKED ONLY ANGLES ±

REV	ECO	ISSUE DATE AND DESCRIPTION	DRFT	CHKD
J	105041	MAY 26, 2022 REVISE PERFORMANCE SECTION	JNC	SAN
H	100200	OCT 19, 2021 ADD POS 26, 40, 50	JNC	SAN
G	92270	AUG 19, 2020 ADD NOTES AND VIEWS	JNC	SAN
F	56988	SEP 24, 2014 REVISE PERFORMANCE CHART	JNC	SN
E	54514	MAY 07, 2014 ADD UL LOGO	SJS	SAN
D	51884	JAN 08, 2014 ADD DESIGN REF, UPDATE TITLE, ADD TS REF	SJS	SAN
C	50290	OCT 08, 2013 REVISE NOTES 1, 3, 8 & OPERATING TEMP.	JNC	SN
B	48635	JUL 12, 2013 MATCH TEXT FONTS & ADD NOTE 10	JNC	SN
A	46797	MAR 25, 2013 PRODUCTION RELEASE	JNC	SAN

© 3M COPYRIGHT 2022
St. Paul, MN 55144
This document and the information it contains are 3M property and may not be reproduced or further distributed without 3M permission, or used or disclosed other than for 3M authorized purposes. All rights reserved.

TITLE
RIBBON CABLE WMT SOCKET, .05 X .05 PITCH, 451 SERIES

CAGE NUMBER D78-5100-2436-3

MODEL 451

REV. J

78-5100-2436-3
DRAWING NUMBER

REVISION

DET

YES NO SHT 2 OF 2