

## SMD INDUCTOR DR354-1 SERIES

## Features

- SMD Chip Inductor, Low Profile
- Suitable for High Frequency Application
- Inductance Range from 1.6nH to 390nH
- Operating Temp. -40°C to +125°C
- Tinned Leads with Leaded Solder is Available (note 6)



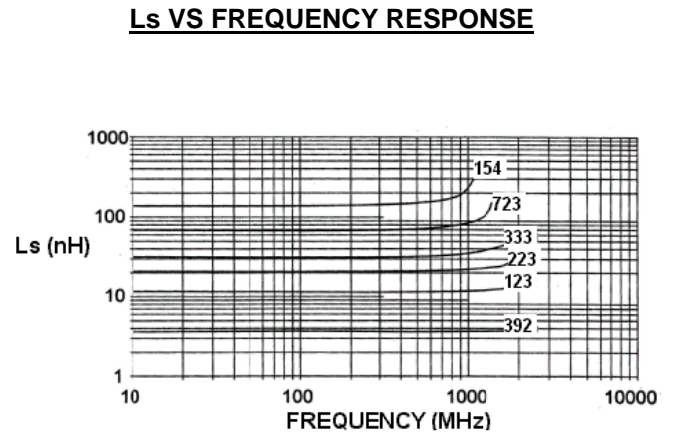
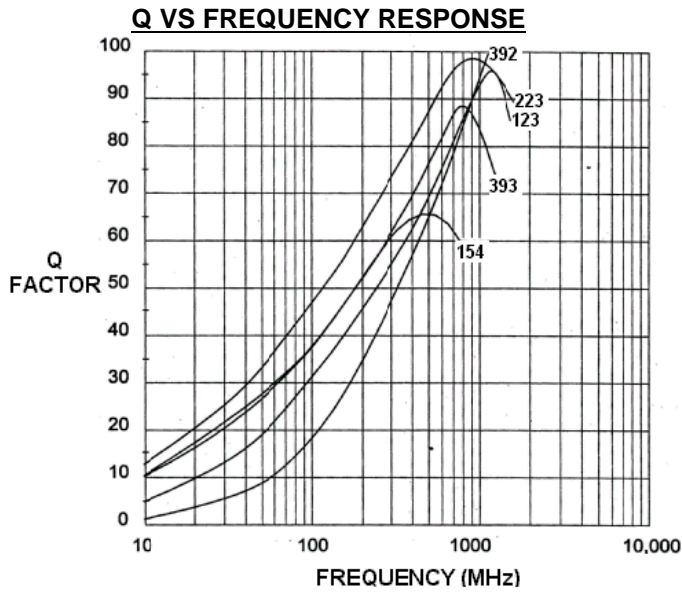
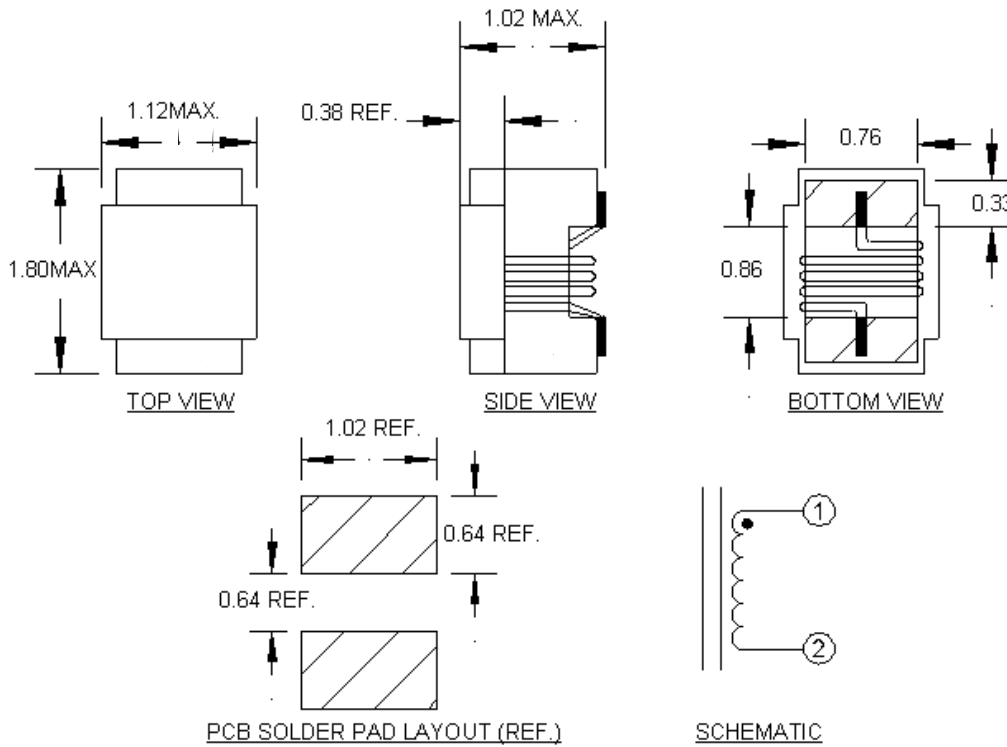
## ELECTRICAL SPECIFICATIONS AT 25°C

Part Number	L(nH) @250MHz	Tolerance	900MHz		1.7GHz		SRF (MHz) Min.	DCR (Ohm) Max.	Idc (A) Max.
			L Typ.	Q Typ.	L Typ.	Q Typ.			
DR354-1-162-T	1.6	20, 10	1.67	49	1.65	63	12500	0.030	0.700
DR354-1-182-T	1.8	20, 10	1.63	35	1.66	50	12500	0.045	0.700
DR354-1-362-T	3.6	20, 10	3.72	53	3.71	65	5900	0.063	0.700
DR354-1-392-T	3.9	20, 10, 5	3.95	49	3.96	67	6900	0.080	0.700
DR354-1-432-T	4.3	20, 10, 5	4.32	50	4.33	70	5900	0.063	0.700
DR354-1-472-T	4.7	20, 10, 5	4.72	47	4.75	57	5800	0.116	0.700
DR354-1-512-T	5.1	20, 10, 5	4.93	47	4.95	56	5700	0.140	0.700
DR354-1-682-T	6.8	20, 10, 5	6.75	60	7.10	81	5800	0.110	0.700
DR354-1-752-T	7.5	20, 10, 5	7.70	60	7.82	65	4800	0.106	0.700
DR354-1-872-T	8.7	20, 10, 5	8.86	62	9.32	68	4600	0.109	0.700
DR354-1-952-T	9.5	20, 10, 5	9.70	59	9.92	61	5400	0.135	0.700
DR354-1-103-T	10	10, 5, 2	10.0	66	10.6	83	4800	0.130	0.700
DR354-1-113-T	11	10, 5, 2	11.0	53	11.5	56	4000	0.086	0.700
DR354-1-123-T	12	10, 5, 2	12.3	72	13.5	83	4000	0.130	0.700
DR354-1-153-T	15	10, 5, 2	15.4	64	16.8	89	4000	0.170	0.700
DR354-1-163-T	16	10, 5, 2	16.2	55	17.3	52	3300	0.104	0.700
DR354-1-183-T	18	10, 5, 2	18.7	70	21.4	69	3100	0.170	0.700
DR354-1-223-T	22	10, 5, 2	22.8	73	26.1	71	3000	0.190	0.700
DR354-1-243-T	24	10, 5, 2	24.5	45	28.7	39	2650	0.135	0.700
DR354-1-273-T	27	10, 5, 2	29.2	74	34.6	65	2800	0.220	0.600
DR354-1-303-T	30	10, 5, 2	31.4	47	39.9	28	2250	0.144	0.600
DR354-1-333-T	33	10, 5, 2	36.0	67	49.5	42	2300	0.220	0.600
DR354-1-363-T	36	10, 5, 2	39.4	47	52.7	24	2080	0.250	0.600
DR354-1-393-T	39	10, 5, 2	42.7	60	60.2	40	2200	0.250	0.600
DR354-1-433-T	43	10, 5, 2	14.0	44	64.9	21	2000	0.280	0.600
DR354-1-473-T	47@200MHz	10, 5, 2	52.2	62	77.2	35	2000	0.280	0.600
DR354-1-563-T	56@200MHz	20, 10, 5	62.5	52	97.0	26	1900	0.310	0.600
DR354-1-683-T	68@200MHz	20, 10, 5	80.5	54	168	21	1700	0.340	0.600
DR354-1-723-T	72@150MHz	20, 10, 5	82.0	53	135	20	1700	0.490	0.400
DR354-1-823-T	82@150MHz	20, 10, 5	96.2	54	177	21	1700	0.540	0.400
DR354-1-104-T	100@150MHz	20, 10, 5	124	49	-	-	1400	0.580	0.400
DR354-1-114-T	110@150MHz	20, 10, 5	138	43	-	-	1350	0.610	0.300
DR354-1-124-T	120@150MHz	20, 10, 5	166	39	-	-	1300	0.650	0.300
DR354-1-154-T	150@150MHz	20, 10, 5	250	25	-	-	990	0.920	0.280
DR354-1-184-T	180@100MHz	20, 10, 5	305	22	-	-	990	1.250	0.240
DR354-1-224-T	220@100MHz	20, 10, 5	480	8	-	-	900	1.900	0.200
DR354-1-274-T	270@100MHz	20, 10, 5	980	4	-	-	520	2.300	0.170
DR354-1-390-K	390@100MHz	10		22 Min	@100 MHz		400	2.2	0.150

INDUCTANCE TOLERANCE: WHEN ORDERING, PLEASE SPECIFY THE TOLERANCE.

-T (M=±20%, K=±10%, J=±5%, G=±2%)

**MECHANICAL OUTLINES**



**Notes:**

1. All dimensions are shown in millimeter "mm"
2. General tolerance  $\pm 0.1$ mm, unless other specified
3. Tape and reel quantity, 4000 pcs/reel
4. Terminal finish is compliant to RoHS requirements and is gold plated
5. Solder in accordance with J-STD-002 Rev. D
6. Non-RoHS series parts 42-354-1-XXX are finished with leaded solder Sn60Pb40 or equivalent