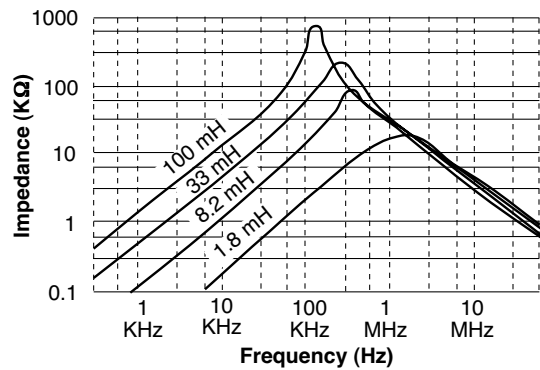


- Used as AC Power Line Filters in CTV, VTR, Audios, PC's, Facsimilies and Power Supply Applications
- UL940-V Recognized Materials
- Temperature Rise : 45°C Max.
- UL1446 Insulating System
- 2000 Vrms Isolation

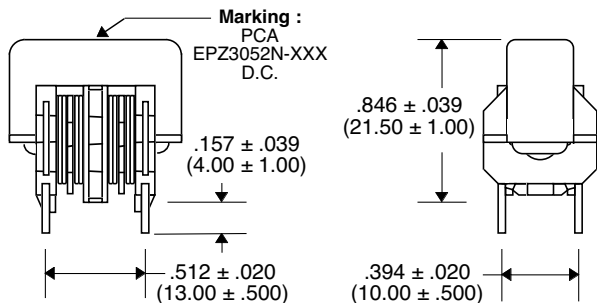
Electrical Parameters @ 25° C

Part Number	Inductance (mH Min.) [Pins 1-2, 4-3]	Current Rating (A rms Max.)
EPZ3052N-601	0.6	3.0
EPZ3052N-102	1.0	2.2
EPZ3052N-172	1.7	1.7
EPZ3052N-212	2.1	1.5
EPZ3052N-272	2.7	1.3
EPZ3052N-402	4.0	1.1
EPZ3052N-532	5.3	1.0
EPZ3052N-682	6.8	0.8
EPZ3052N-103	10	0.7
EPZ3052N-123	12	0.6
EPZ3052N-193	19	0.5
EPZ3052N-263	26	0.4
EPZ3052N-433	43	0.3
EPZ3052N-104	104	0.2

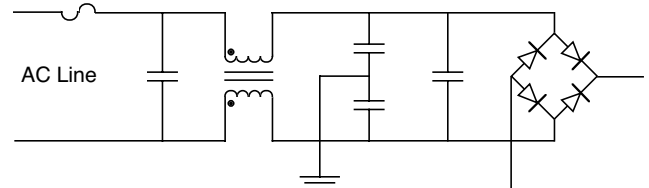
Impedance Characteristics



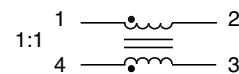
Package



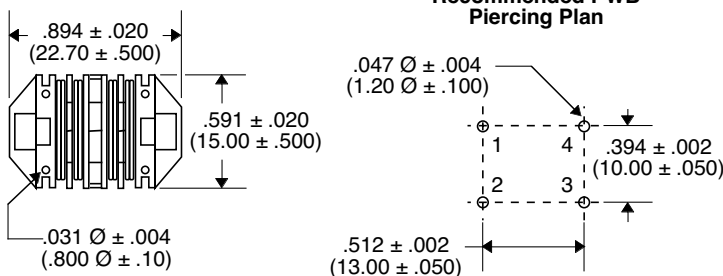
Circuit Sample



Schematic



Recommended PWB Piercing Plan



Unless Otherwise Specified Dimensions are in Inches /mm ± .010 / .25