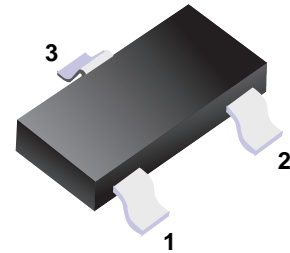


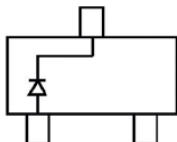
■ Schottky Diodes

■ Features

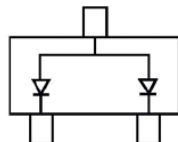
- Low Forward Voltage
- Fast Switching



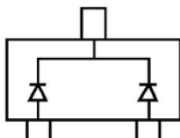
■ Simplified outline(SOT-23)



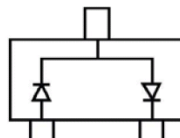
BAS40



BAS40-06



BAS40-05



BAS40-04

■ Absolute Maximum Ratings Ta = 25°C

Parameter	Symbol	Rating	Unit
Peak Repetitive Peak Reverse Voltage	V_{RRM}	40	V
Working Peak Reverse Voltage	V_{RWM}		
DC Blocking Voltage	V_R		
Forward Continuous Current	I_{FM}	200	mA
Power Dissipation	P_d	200	mW
Thermal Resistance Junction to Ambient	$R_{\theta JA}$	500	°C/W
Junction Temperature	T_J	125	°C
Storage Temperature range	T_{stg}	-55 to 150	

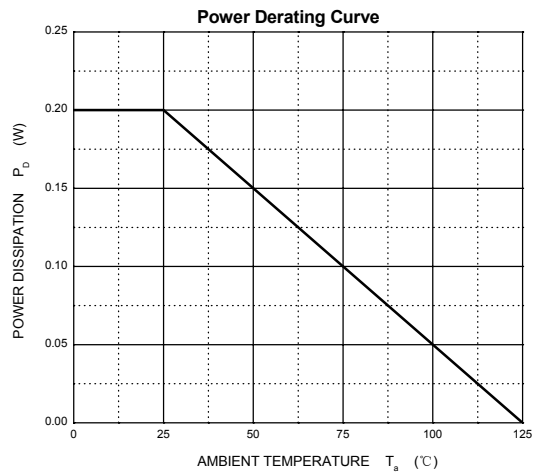
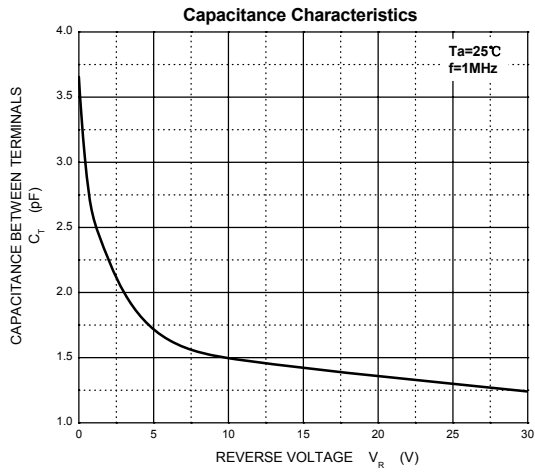
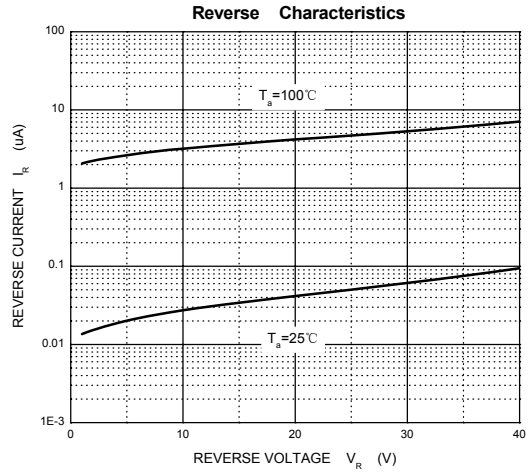
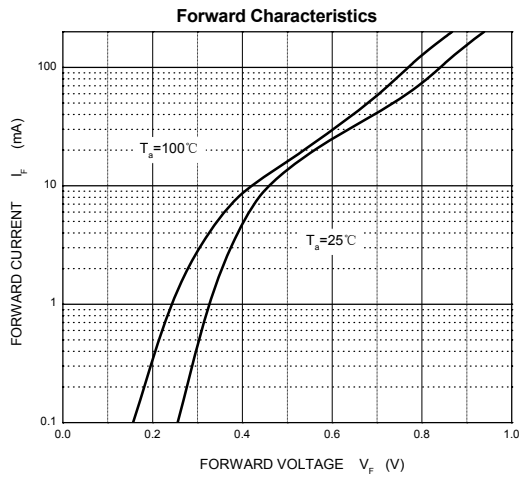
■ Electrical Characteristics Ta = 25°C

Parameter	Symbol	Test Conditions	Min	Typ	Max	Unit
Reverse breakdown voltage	V_R	$I_R = 100 \mu A$	40			V
Forward voltage	V_{F1}	$I_F = 1 mA$			0.38	
	V_{F2}	$I_F = 40 mA$			1	
Reverse voltage leakage current	I_{R1}	$V_R = 30 V$			200	nA
Junction capacitance	C_j	$V_R = 0 V, f = 1 MHz$			5	pF
Reverse recovery time	t_{rr}	$I_F = I_R = 10 mA, I_{rr} = 1 mA, R_L = 100 \Omega$			5	ns

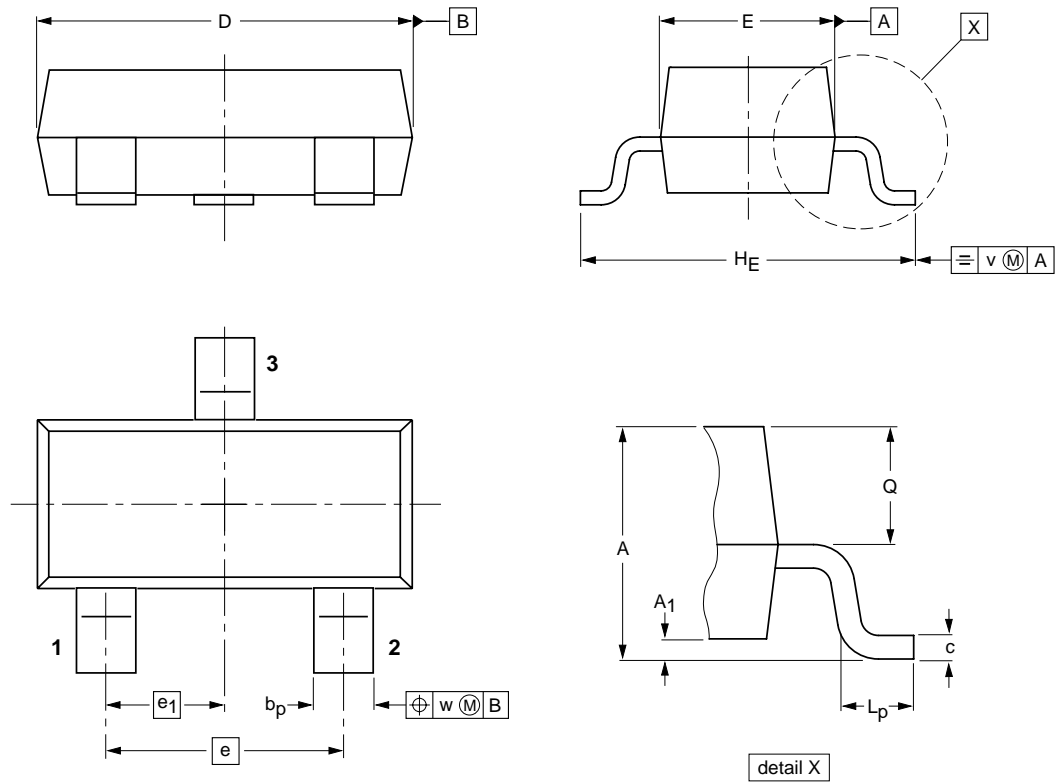
■ Marking

NO	BAS40	BAS40-06	BAS40-05	BAS40-04
Marking	43	46	45	44

■ Typical Characteristics



■ SOT-23



DIMENSIONS (mm are the original dimensions)

UNIT	A	A ₁ max.	b _p	c	D	E	e	e ₁	H _E	L _p	Q	v	w
mm	1.1 0.9	0.1	0.48 0.38	0.15 0.09	3.0 2.8	1.4 1.2	1.9	0.95	2.5 2.1	0.45 0.15	0.55 0.45	0.2	0.1