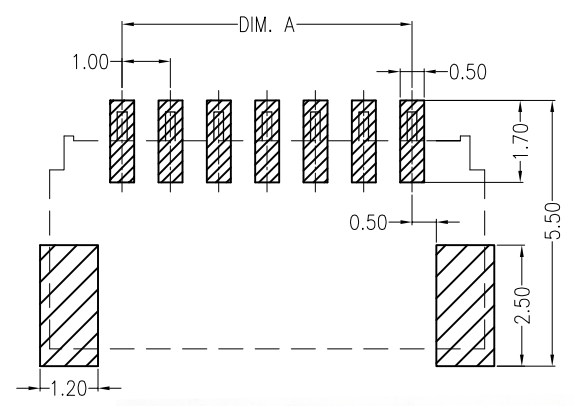
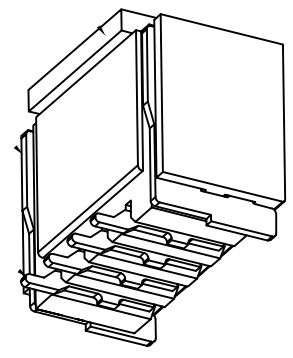
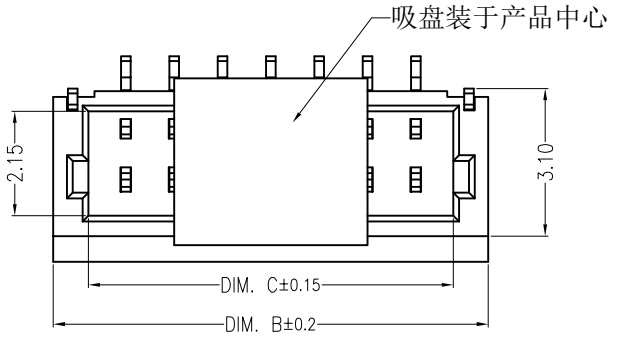


Specifications :

- Voltage rating: 50V AC / DC
- Current rating: 1A AC / DC
- Withstanding voltage: 500V AC/minute
- Temperature range: -25°C~+85°C
- Insulation resistance: ≥100MΩ
- Contact resistance: ≤20mΩ
- After environmental testing: ≤40mΩ

X1002 W V S-XX L-LPSN XX

- ① Series No.
- ② Category: W-wafer
- ③ Welding Board Angle: V-180°
- ④ Welding Way: S-SMT
- ⑤ Row No.-Pin No.: XX-Single row
- ⑥ Plug the Pin & Special NO.: L-With Lock
- ⑦ Material: LP-LCP 94V-0
- ⑧ Planting Category: SN-Bright tin plating
- ⑨ Color: Blank-natural color



Poles	Dimensions(mm)			Poles	Dimensions(mm)		
	A	B	C		A	B	C
02	1.00	4.00	2.50	10	9.00	12.00	10.50
03	2.00	5.00	3.50	11	10.00	13.00	11.50
04	3.00	6.00	4.50	12	11.00	14.00	12.50
05	4.00	7.00	5.50	13	12.00	15.00	13.50
06	5.00	8.00	6.50	14	13.00	16.00	14.50
07	6.00	9.00	7.50	15	14.00	17.00	15.50
08	7.00	10.00	8.50	16	15.00	18.00	16.50
09	8.00	11.00	9.50	20	19.00	22.00	20.50

X1002WVS-XXL-HF-LPSN	Nylon 46 UL 94V-0	Brass	Tin-Plated	X1002H-L
PART NO	Material	Material(Pin And Solder Tabs)	Finlsh(Pin And Solder Tabs)	Suitable XKB Terminal

Recommend PCB Layout

For and on behalf of
XKB INDUSTRIAL PRECISION CO., LIMITED
香港星坤工業精密有限公司

△ X					ANGULAR	±5°
△ X					L ≤ 4	±0.2
△ X					4 < L ≤ 16	±0.3
△ X					16 < L ≤ 63	±0.4
MARK	DESCRIPTION	DATE	REVISED	APPROVED	L > 63	±0.5
REVISIONS					UNSPECIFIED TOLERANCES	

DSND	DATE	SCALE: N/A	MODEL TYPE: X1002WVS-XXL-HF-LPSN
DWN	DATE	VIEW:	PART NO.:
CHKD	DATE	UNIT: mm	1.00mm Crimp Style Connectors
APPD	DATE	SIZE: A4	DWG NO.:

XKB INDUSTRIAL PRECISION CO., LIMITED

WEIGHT	SHEET	REVISION
1.0g	1/1	A0