



## Features

- Single-Turn / Cermet / Industrial / Open Frame
- Stable cermet element offers infinite resolution
- Very low profile
- Seven standard pin styles

- Thumb and screwdriver adjustment
- RoHS compliant\* version available

# 3352 - 3/8" Round Trimming Potentiometer

### Electrical Characteristics

Standard Resistance Range .....10 to 2 megohms  
 (see standard resistance table)  
 Resistance Tolerance .....±20 % std.  
 (tighter tolerance available)  
 Absolute Minimum Resistance .....2 ohms max.  
 Contact Resistance Variation .....1.0 % or 1 ohm max.  
 (whichever is greater)  
 Adjustability  
 Voltage .....±0.05 %  
 Resistance .....±0.25 %  
 Resolution .....Infinite  
 Dielectric Strength  
 Sea Level .....500 vac  
 80,000 Feet .....350 vac  
 Adjustment Angle .....205° nom.

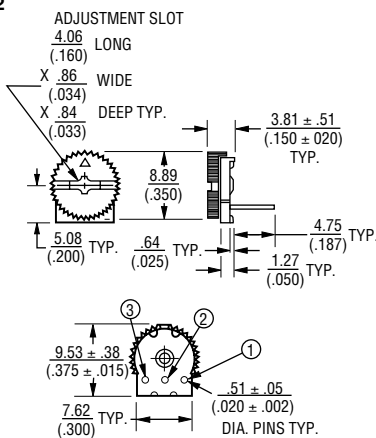
### Environmental Characteristics

Power Rating (250 volts max.)  
 85 °C .....0.50 watt  
 125 °C .....0 watt  
 Temperature Range .....-55 °C to +125 °C  
 Temperature Coefficient  
 ±100 ppm/°C .....2K & up  
 ±150 ppm/°C .....Below 2K  
 Humidity .....MIL-STD-202 Method 103  
 96 hours  
 (2 % ΔTR, 10 Megohms IR)  
 Vibration .....30 G (2 % ΔTR; 2 % ΔVR)  
 Shock .....100 G (2 % ΔTR; 2 % ΔVR)  
 Load Life ..1,000 hours 0.5 watt @ 85 °C  
 (3 % ΔTR)  
 Rotational Life .....200 cycles  
 (10 % ΔTR)

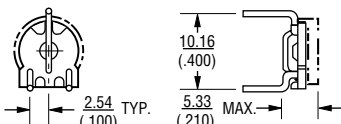
### Physical Characteristics

Mechanical Angle .....250° nom.  
 Torque .....3.0 oz-in. max.  
 Stop Strength ......8 oz -in. min.  
 Terminals .....Solderable pins  
 Weight .....0.01 oz.  
 Marking .....Manufacturer's trademark, resistance value and model number.  
 Date code on packaging.  
 Wiper .....50 % (Actual TR) ±10 %  
 Standard Packaging .....100 pcs. per bag  
 Adjustment Tool .....H-90

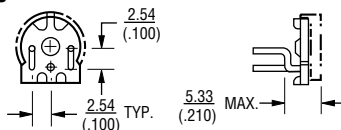
3352



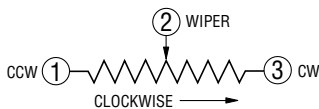
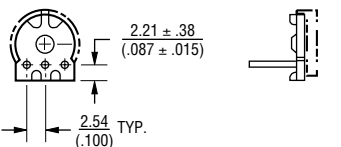
3352E Top Adjust



3352P



3352T



### How To Order

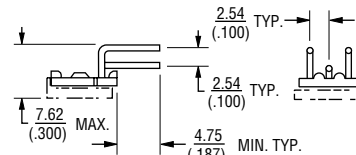
**3352 W - 1 - 103 LF**

Model \_\_\_\_\_  
 Style \_\_\_\_\_  
 Standard or Modified Product Indicator  
 -1 = Standard Product  
 Resistance Code \_\_\_\_\_  
 Terminations \_\_\_\_\_  
 LF = 100 % Tin-plated (RoHS compliant)  
 Blank = 90 % Tin / 10 % Lead-plated (Standard)

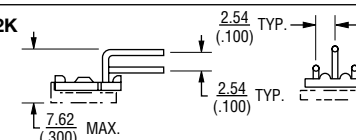
Consult factory for other available options.

3352H

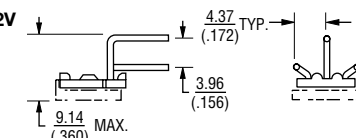
Side Adjust



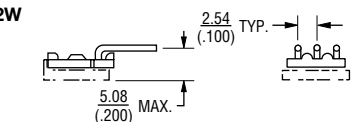
3352K



3352V



3352W



TOLERANCES: ± 0.25 (.010) EXCEPT WHERE NOTED

DIMENSIONS ARE:  $\frac{\text{MM}}{\text{(INCHES)}}$

### Standard Resistance Table

Resistance (Ohms)	Resistance Code
10	100
20	200
50	500
<b>100</b>	<b>101</b>
<b>200</b>	<b>201</b>
<b>500</b>	<b>501</b>
<b>1,000</b>	<b>102</b>
<b>2,000</b>	<b>202</b>
<b>5,000</b>	<b>502</b>
<b>10,000</b>	<b>103</b>
<b>20,000</b>	<b>203</b>
<b>25,000</b>	<b>253</b>
<b>50,000</b>	<b>503</b>
<b>100,000</b>	<b>104</b>
200,000	204
250,000	254
500,000	504
1,000,000	105
2,000,000	205

Popular values listed in boldface. Special resistances available.