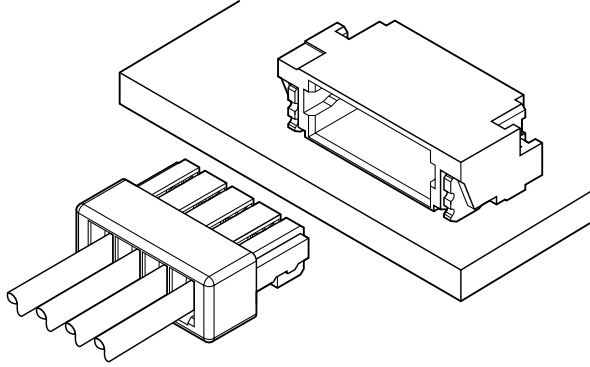


SUH CONNECTOR

0.8mm pitch/Disconnectable Crimp style connectors



This SUH connector is developed for crimping type SUR connector that has been designed for 0.8 mm pitch wire-to-board insulation displacement connector. This connector adopted the first crimping method in a minimum 0.8 mm pitch of the wire-to-board type connector. Housing lance method provides the good workability and a constriction contact method provides the excellent contact reliability.

- SUR header in common use
- Current rating 1.0 A
- Miniaturization

Specifications

- Current rating: 1.0 A AC, DC (AWG #28)
- Voltage rating: 30 V AC, DC
- Temperature range: -25°C to +85°C
(including temperature rise in applying electrical current)
- Contact resistance: Initial value/ 30 mΩ max.
After environmental tests/ 50 mΩ max.
- Insulation resistance: 100 MΩ min.
- Withstanding voltage: 200 VAC/minute
- Applicable wire: Conductor size/ AWG #32 to #28
Insulation O.D./ 0.5 to 0.6 mm

- * Refer to "General Instruction and Notice when using Terminals and Connectors" at the end of this catalog.
- * Contact JST for details.
- * Compliant with RoHS.

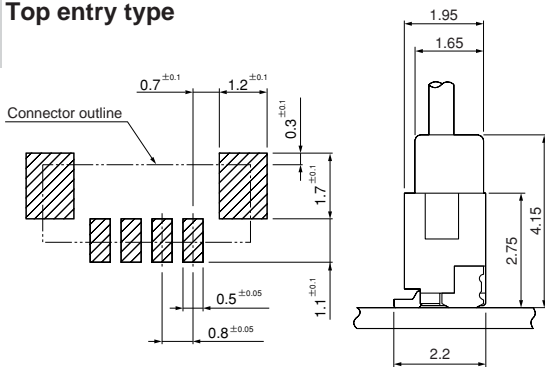
Standards

Recognized E60389

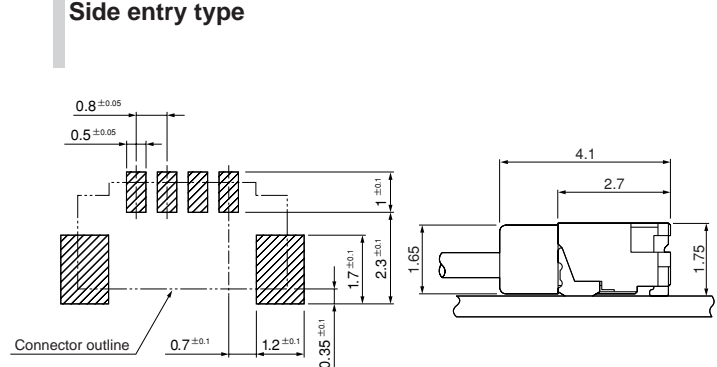
Certified LR20812

PC board layout and Assembly layout

Top entry type



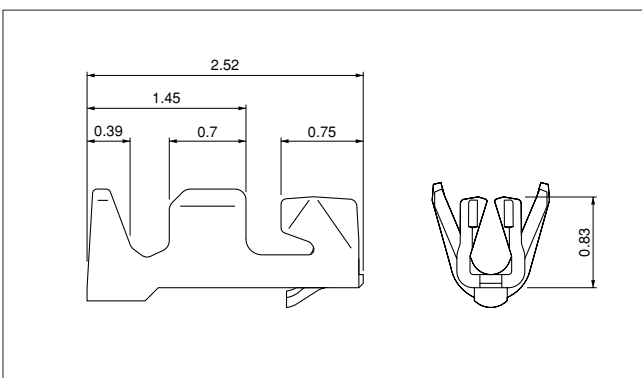
Side entry type



Note: 1. The above figure is the figure viewed from the connector mounting side.

2. Tolerances are non-cumulative: ±0.03 mm for all centers. The dimensions above should serve as a guideline. Contact JST for details.

Contact



Model No.	Applicable wire			Q'ty/ reel
	mm ²	AWG#	Insulation O.D. (mm)	
SSUH-003T-P0.15	0.032~0.08	32~28	0.5~0.6	45,000

Material and Finish

Phosphor bronze, tin-plated (reflow treatment)

RoHS compliance

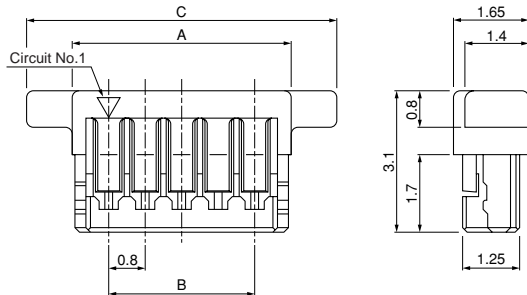
Contact	Crimping machine	Applicator		
		Crimp applicator	Dies	Crimp applicator with dies
SSUH-003T-P0.15	AP-K2N	MKS-L-10-4	MK/SSUH-003-015	APLMK SSUH003-015
		—	—	—

Note: Contact JST for fully automatic crimping applicator.

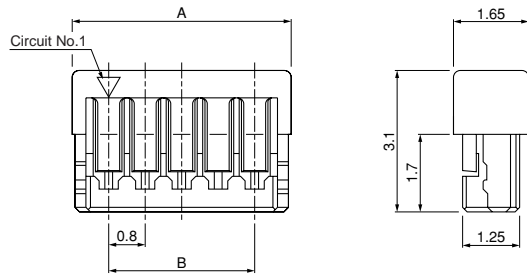
SUH CONNECTOR

Housing

With protrusions



Without protrusions



No. of circuits	Model No.		Dimensions (mm)			Q'ty/box
	With protrusions	Without protrusions	A	B	C	
2	SUHR-02V-S-B	SUHR-02V-S	2.4	0.8	4.4	2,000
3	SUHR-03V-S-B	SUHR-03V-S	3.2	1.6	5.2	2,000
4	SUHR-04V-S-B	SUHR-04V-S	4.0	2.4	6.0	2,000
5	SUHR-05V-S-B	SUHR-05V-S	4.8	3.2	6.8	2,000
6	SUHR-06V-S-B	SUHR-06V-S	5.6	4.0	7.6	2,000
8	SUHR-08V-S-B	—	7.2	5.6	9.2	2,000
10	SUHR-10V-S-B	SUHR-10V-S	8.8	7.2	10.8	1,000
12	SUHR-12V-S-B	SUHR-12V-S	10.4	8.8	12.4	1,000
14	SUHR-14V-S-B	SUHR-14V-S	12.0	10.4	14.0	1,000
16	SUHR-16V-S-B	SUHR-16V-S	13.6	12.0	15.6	1,000
17	SUHR-17V-S-B	—	14.4	12.8	16.4	1,000
20	SUHR-20V-S-B	SUHR-20V-S	16.8	15.2	18.8	1,000

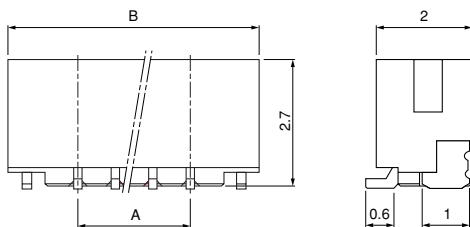
Material

LCP, UL94V-0, natural

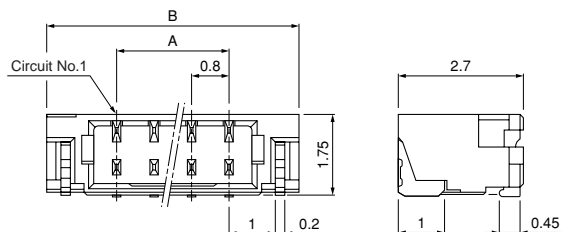
RoHS compliance

Shrouded header

Top entry type



Side entry type



No. of circuits	Model No.		Dimensions (mm)		Q'ty/reel	
	Top entry type	Side entry type	A	B	Top type	Side type
2	BM02B-SURS-TF	SM02B-SURS-TF	0.8	3.8	2,500	3,500
3	BM03B-SURS-TF	SM03B-SURS-TF	1.6	4.6	2,500	3,500
4	BM04B-SURS-TF	SM04B-SURS-TF	2.4	5.4	2,500	3,500
5	BM05B-SURS-TF	SM05B-SURS-TF	3.2	6.2	2,500	3,500
6	BM06B-SURS-TF	SM06B-SURS-TF	4.0	7.0	2,500	3,500
8	BM08B-SURS-TF	SM08B-SURS-TF	5.6	8.6	2,500	3,500
10	BM10B-SURS-TF	SM10B-SURS-TF	7.2	10.2	2,500	3,500
12	BM12B-SURS-TF	SM12B-SURS-TF	8.8	11.8	2,500	3,500
14	BM14B-SURS-TF	SM14B-SURS-TF	10.4	13.4	2,500	3,500
16	BM16B-SURS-TF	SM16B-SURS-TF	12.0	15.0	2,500	3,500
17	BM17B-SURS-TF	SM17B-SURS-TF	12.8	15.8	2,500	3,500
20	BM20B-SURS-TF	SM20B-SURS-TF	15.2	18.2	2,500	3,500

Material and Finish

Contact: Copper alloy, copper-undercoated, tin-plated (reflow treatment)

Wafer: PA, UL94V-0, natural

Solder tab: Brass, copper-undercoated, tin-plated (reflow treatment)

RoHS compliance

This product displays (LF)(SN) on a label.

Note: These products listed above are supplied on embossed-tape.