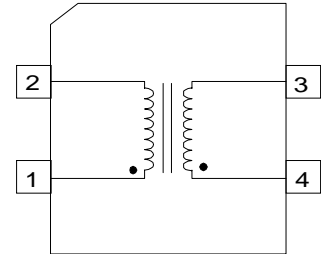


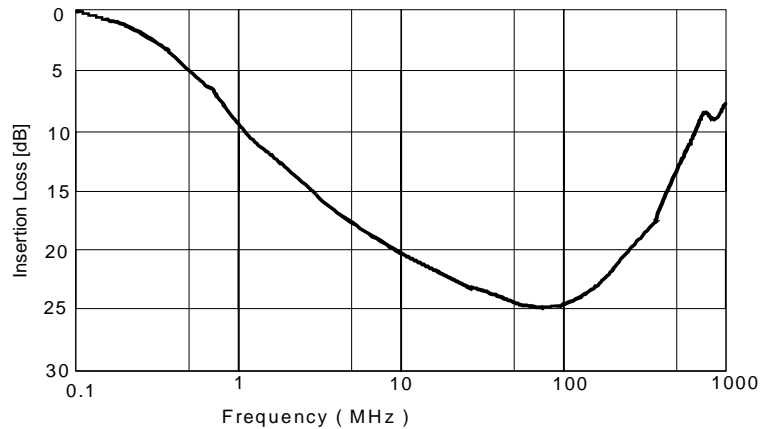
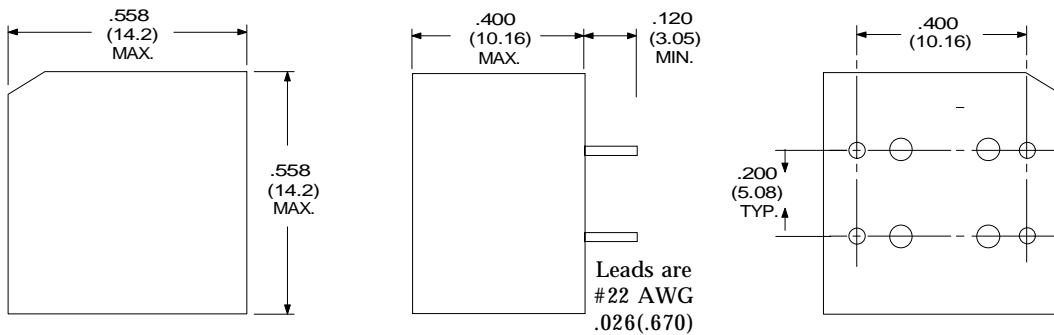
Common Mode Choke

Parameter	Min.	Typ.	Max.	Units
Inductance		22		μH
DCR		7.5		$\text{m}\Omega$
Rated Current			3	A_{RMS}
Withstand Voltage (1-4)	125			Vdc
Insulation Resistance (1-4)	10			$\text{M}\Omega$

Schematic Diagram



Physical Dimensions
inches (mm)



RHOMBUS P/N: **L-655**

CUST P/N:

NAME:

DATE: **01/29/01**

SHEET: 1 OF 1