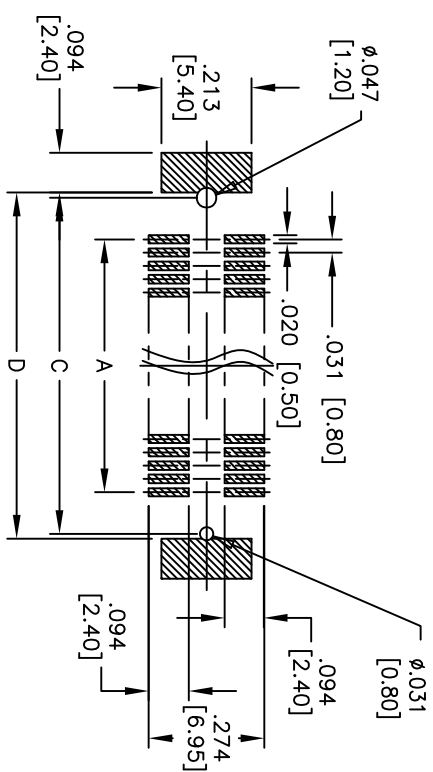
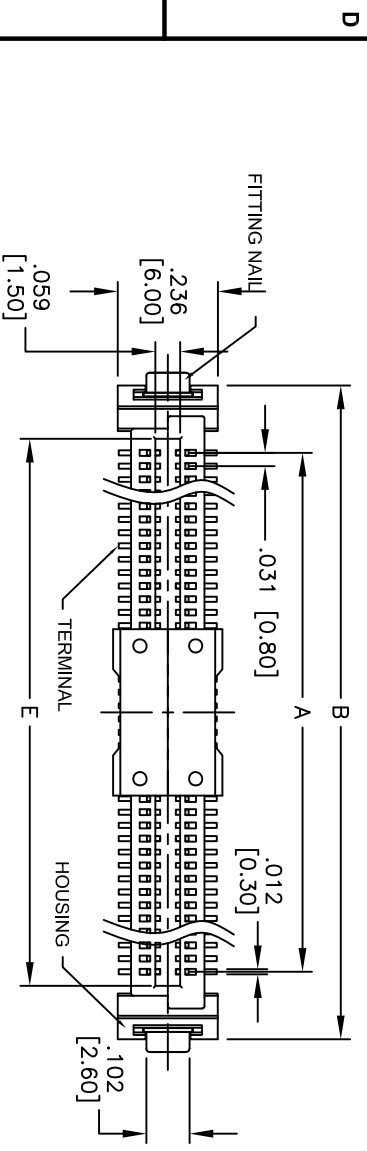


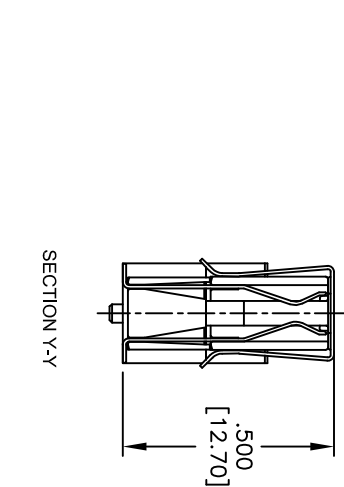
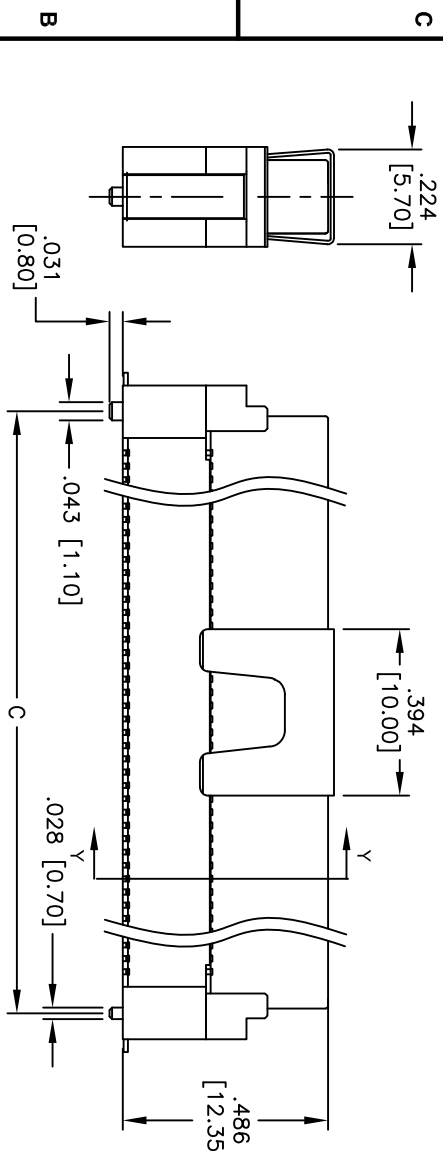
Rev	AWO #	Description	Date	Appr
-		RELEASED	1/5/11	

APPROVED: _____

DATE: _____ TITLE: _____



RECOMMENDED PCB LAYOUT



SECTION Y-Y

SPECIFICATIONS:

Material: Insulator: LCP, rated UL 94V-0
 Contacts: Copper Alloy
 Fitting Nail: Copper Alloy
 Plating: Gold flash over Nickel underplate overall.

Electrical: Operating voltage: 100 VAC max

Current rating: 0.5 Amps max

Contact resistance: 55 mohms max. initial

Insulation resistance: 1000 Mohms min

Temperature Rating: Ambient temperature range: -55°C to +85°C

Environmental: Lead free, RoHS compliant
 Recommended soldering temp: 260°C for 5 seconds

PACKAGED ON TAPE & REEL

Positions: 20, 40, 60, 80, 100, 120, 140, 160
 A = .031 [0.80] x No. of Spaces
 B = .031 [0.80] x No. of Spaces + .319 [8.10]
 C = .031 [0.80] x No. of Spaces + .197 [5.00]
 D = .031 [0.80] x No. of Spaces + .220 [5.60]
 E = .031 [0.80] x No. of Spaces + .067 [1.70]

UNLESS OTHERWISE SPECIFIED
 ALL DIMENSIONS ARE IN INCHES [MM]
 TOLERANCES: EXCEPT AS NOTED
 INCHES HOLES ±.10
 .XX ±.020 ØXXX ±.015
 .XXX ±.015 ØXXX ±.010

ADAM TECH

909 Railway Avenue, Union, NJ 07083
 Phone: 908-687-5000 Fax: 908-687-5710

TITLE: .031 [0.80] BOARD TO BOARD SOCKET, SMT TYPE
 HEIGHT=12.35MM

APPROVALS	DATE	SIZE	PART NO.	REV.
DRAWN AY	1/5/11	X	BB8-SA-XXX-G-12.35-PP-T/R	
CHECKED SC	1/5/11			
APPROVED				

