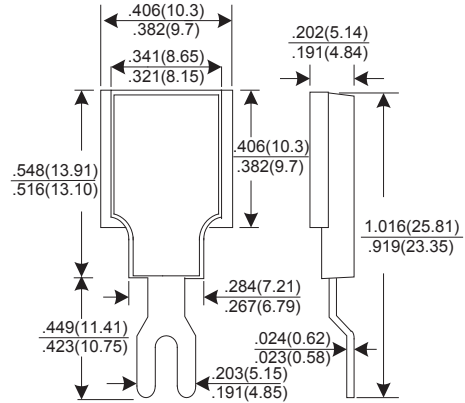


Mechanical Dimensions

Description



BLOCK

Dimensions in inches and (millimeters)

Features

- ★ Low forward voltage drop
- ★ High current capability
- ★ High reliability
- ★ High surge current capability

Mechanical Data

- ★ Case: OFC Heat Sink
- ★ Encap: Epoxy Sealed Rated UL94V-0
- ★ Weight: 2.82 gram

MAXIMUM RATINGS AND ELECTRICAL CHARACTERISTICS

Rating at 25°C ambient temperature unless otherwise specified.

	SYMBOL	BYFR2502	BYFR2504	BYFR2506	UNIT
Maximum Peak Repetitive Reverse Voltage@I _{rrm} =10uA	V _{RRM}	200	400	600	V
Maximum RMS Voltage	V _{RMS}	140	280	420	V
Maximum DC Blocking Voltage(T _A =25°C)	V _B	200	400	600	V
Maximum Average Forward Current I _o @T _c =150°C 60 Hz, resistive or inductive load	I _(AV)	25			A
Peak Forward Surge Current, 8.3ms single Half sine-wave superimposed on rated load (JEDEC method)	I _{FSM}	450			A
Maximum Inst. Forward Voltage Drop, I _F at 80Amp	V _F	1.2			V
Maximum DC Reverse Current (V _B)@T _J =25°C At Rated DC Blocking Voltage (V _B)@T _J =175°C	I _R	10 500			uA uA
Operating Junction and Storage Temperature Range	T _J , T _{STG}	-40 to +175			°C

25.0 Amp Y-LEAD BLOCK AUTO DIODES

RATINGS AND CHARACTERISTIC CURVES BYFR2502 ~ BYFR2506

FIG.1 - FORWARD CURRENT DERATING CURVE

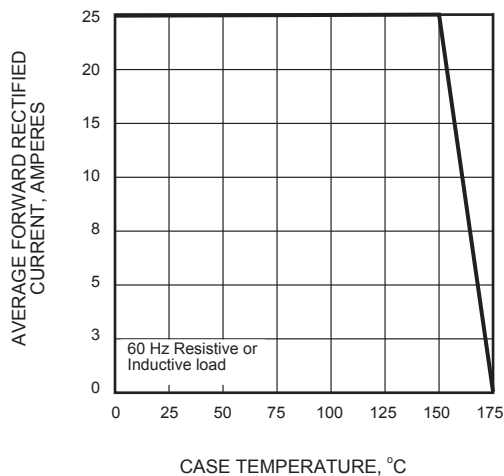


FIG.2 - MAXIMUM NON-REPETITIVE PEAK FORWARD SURGE CURRENT

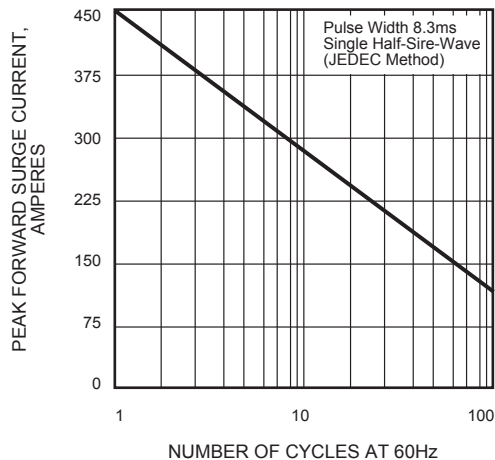


FIG.3 - TYPICAL INSTANTANEOUS FORWARD CHARACTERISTICS

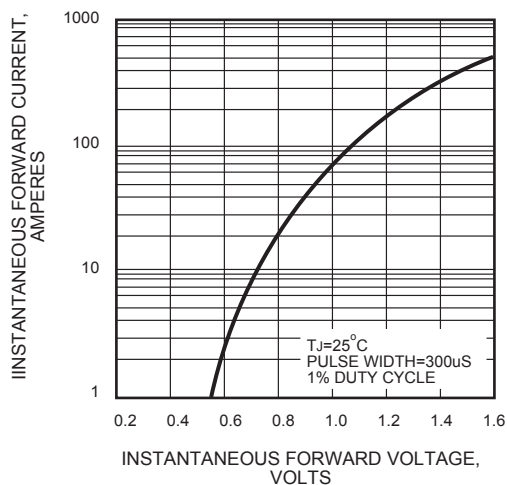


FIG.4 - TYPICAL REVERSE CHARACTERISTICS

