

Features
<ul style="list-style-type: none"> <li>WiFi / Bluetooth</li> <li>Indoor Antenna</li> <li>50 Ohm Impedance</li> <li>2400-2500MHz</li> <li>Omni Radiation</li> </ul>

Applications
<ul style="list-style-type: none"> <li>Bluetooth &amp; IEEE 802.11a/b/g</li> <li>Wireless Communication</li> <li>Portable Device</li> <li>Machine To Machine Communication</li> <li>Network Devices</li> </ul>



### Part Numbering Guide

S AT IA 145A6A WF B1

SUNTSU	ANTENNA	INDOOR ANTENNA	PACKAGE SIZE*	APPLICATION	FREQUENCY
			145A6A = 145.0mm x 6.0mm	WF= WiFi	B3 = 2400-2500MHz

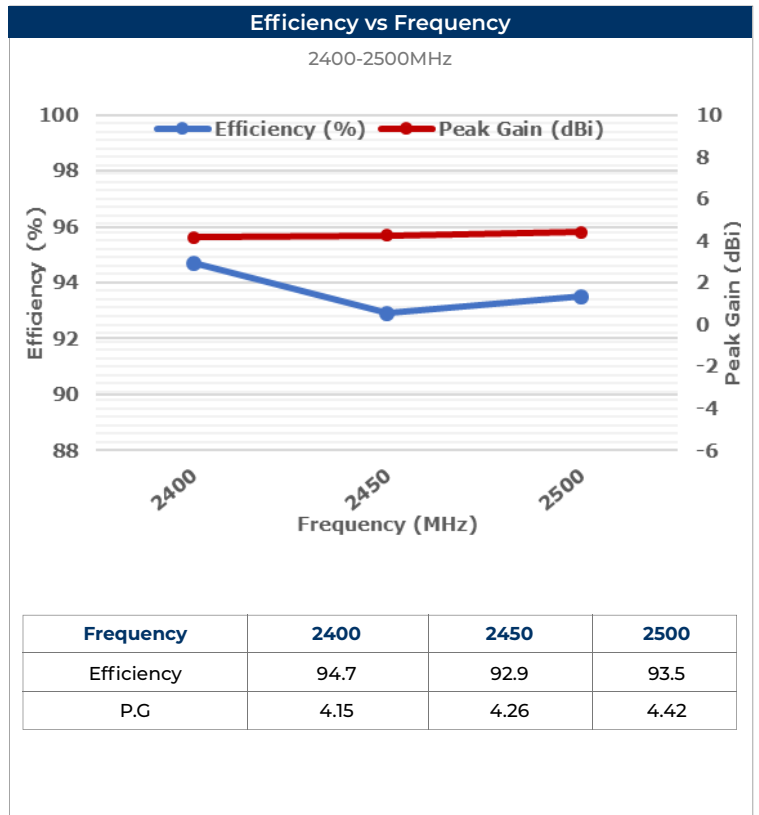
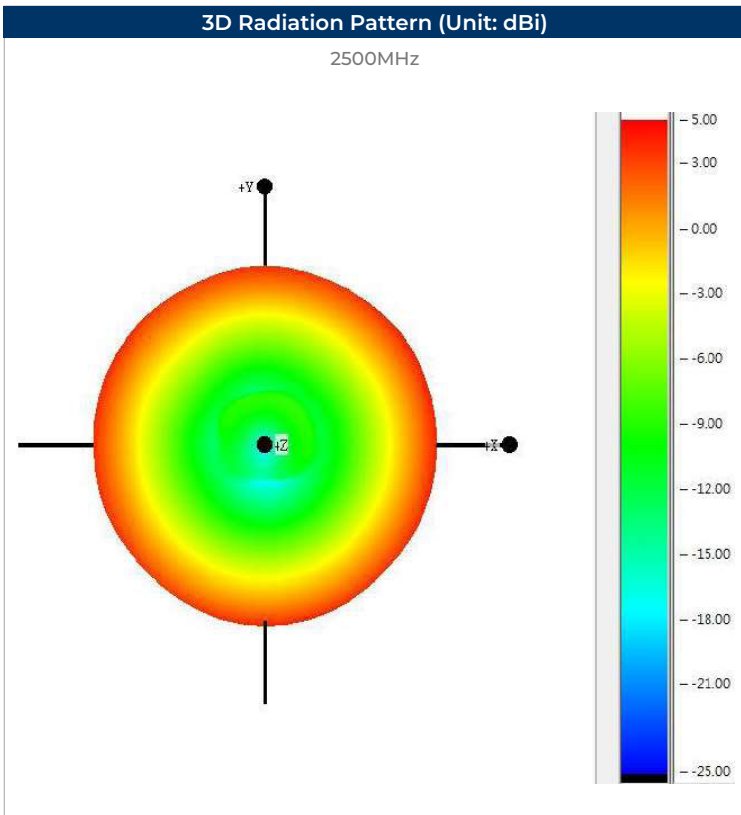
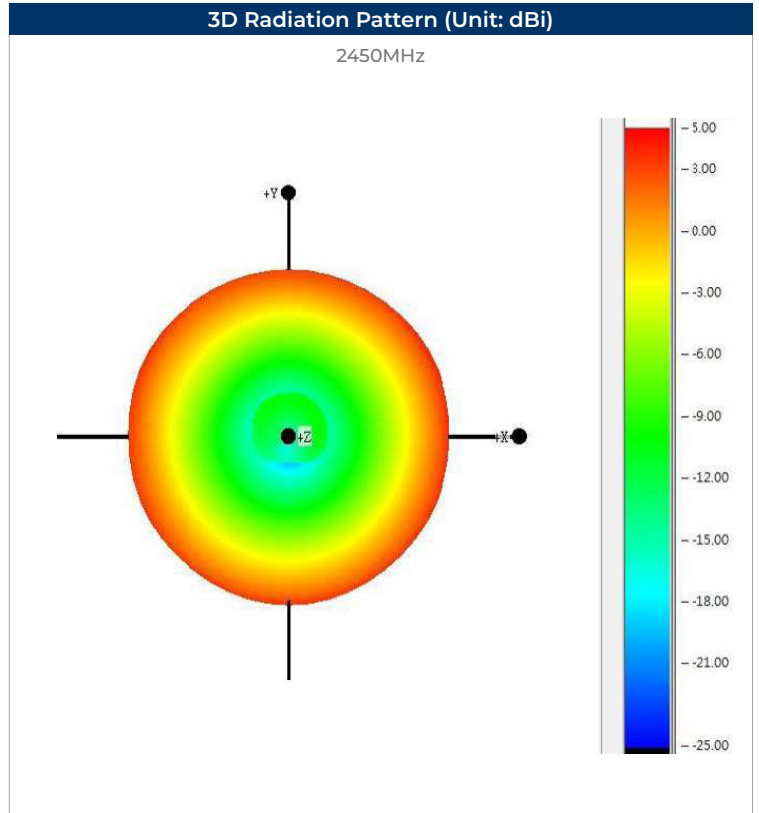
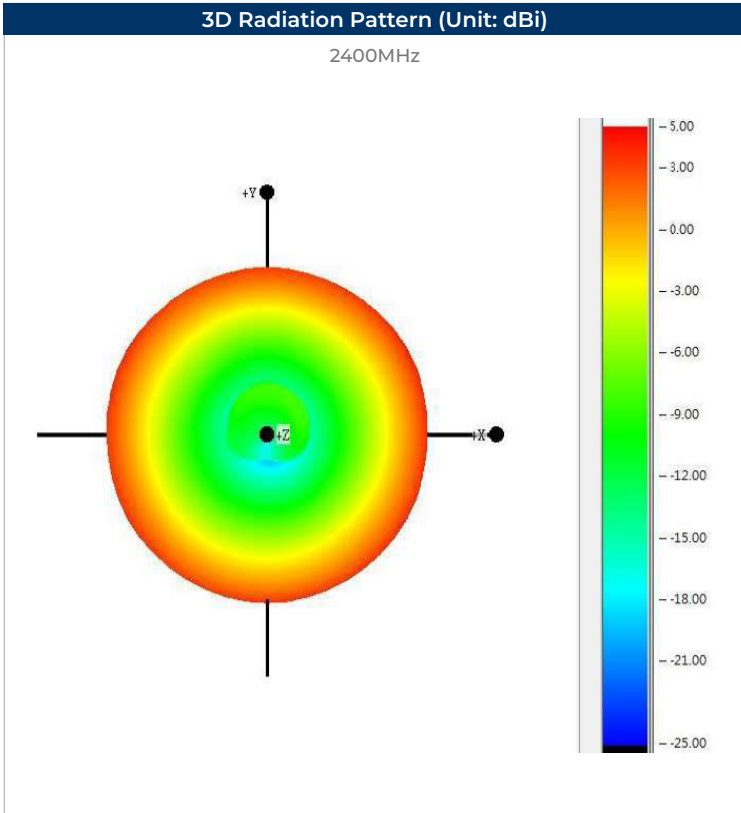
\* Where letters denote decimal location (A=.0, B=.1, C=.2, etc.); e.g. B5=0.15, 3A5=3.05, 9A=9.0

Electrical Parameters	Units	Minimum	Typical	Maximum	Remarks
Frequency Band	MHz	2400		2500	
Impedance	$\Omega$		50		
Polarization			Vertical		
Peak Gain	dBi		4.3		At 2450MHz
Efficiency	%		93		At 2450MHz
VSWR				2	At Center Frequency
Operating Temperature	C	-20		65	

### Outline Drawing

All dimensions are in millimeters (mm) unless otherwise noted. Drawings are not to scale.

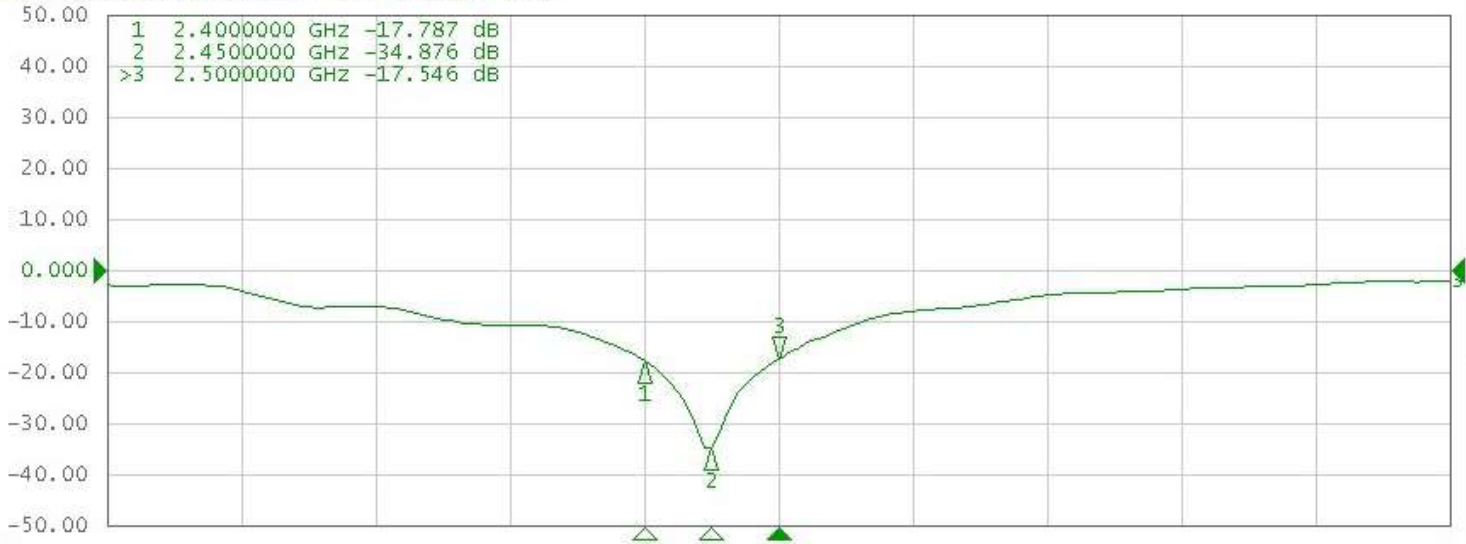
Item	Material
Whip	TPE
Connector	Brass
Connector Insulator	Teflon



**Electrical Test**

Return Loss

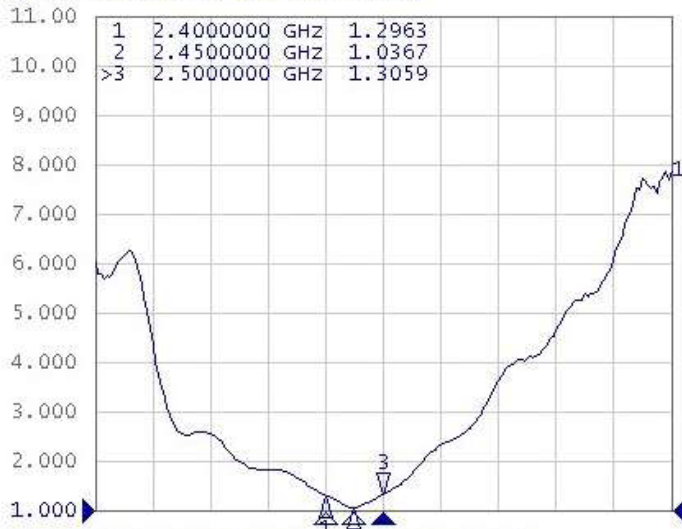
Tr3 S11 Log Mag 10.00dB/ Ref 0.000dB [F2]



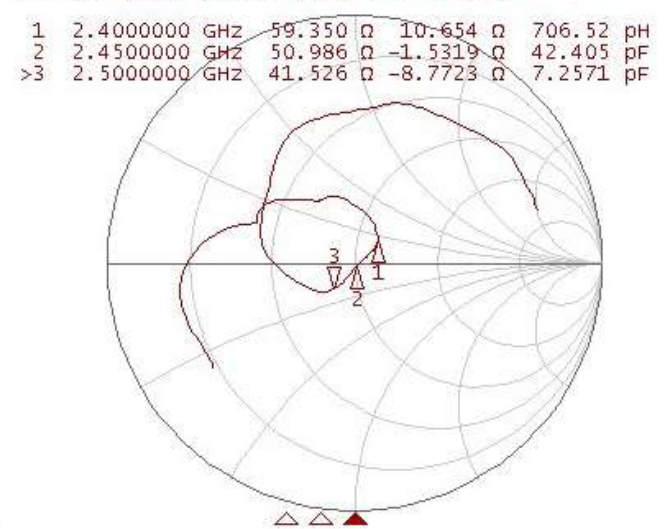
**Electrical Test**

VSWR & SMITH CHART

Tr1 S11 SWR 1.000/ Ref 1.000 [F2]



Tr2 S11 Smith (R+jX) Scale 1.000U [F2]



**Environmental & Mechanical Specifications**

High Temperature Test	70°C for 48 hours, and then to normal temperature/humidity High Temperature Test for 24hours.
Low Temperature Test	-20°C for 48 hours, and then to normal temperature/humidity for 24hours.
Humidity Test	65°C / 90%RH for 48 hours, and then to normal temperature/humidity for 24hours.
Thermal Shock Test	-20°C for 30 min and +70°C for 30 min. 48 cycles, then expose to normal temperature/humidity for 24 hours or more.