

THROUGH-HOLE MOLDED SHIELDED INDUCTORS

AIAS-01 SERIES

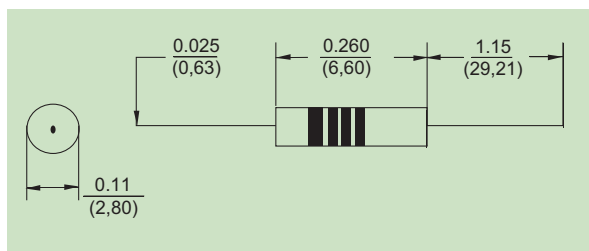


STANDARD SPECIFICATIONS:

Part Number	L (μH)	Q (MIN)	L Test (MHz)	SRF (MIN) (MHz)	DCR Ω (MAX)	I _{DC} (mA) (MAX)
AIAS-01-R10K	0.10	39	25	400	0.071	1580
AIAS-01-R12K	0.12	36	25	400	0.087	1360
AIAS-01-R15K	0.15	35	25	400	0.109	1280
AIAS-01-R18K	0.18	35	25	400	0.145	1110
AIAS-01-R22K	0.22	35	25	400	0.165	1040
AIAS-01-R27K	0.27	33	25	400	0.192	965
AIAS-01-R33K	0.33	33	25	370	0.228	885
AIAS-01-R39K	0.39	32	25	348	0.259	830
AIAS-01-R47K	0.47	33	25	312	0.348	717
AIAS-01-R56K	0.56	30	25	285	0.417	655
AIAS-01-R68K	0.68	30	25	262	0.580	555
AIAS-01-R82K	0.82	33	25	188	0.132	1160
AIAS-01-1R0K	1.0	35	25	166	0.169	1330
AIAS-01-1R2K	1.2	29	7.9	149	0.184	985
AIAS-01-1R5K	1.5	29	7.9	136	0.260	825
AIAS-01-1R8K	1.8	29	7.9	118	0.360	705
AIAS-01-2R2K	2.2	28	7.9	110	0.410	664
AIAS-01-2R7K	2.7	32	7.9	94	0.550	577
AIAS-01-3R3K	3.3	32	7.9	86	0.620	540
AIAS-01-3R9K	3.9	38	7.9	85	0.790	475
AIAS-01-4R7K	4.7	38	7.9	79	0.910	445
AIAS-01-5R6K	5.6	40	7.9	72	1.15	395
AIAS-01-6R8K	6.8	46	7.9	65	1.73	320
AIAS-01-8R2K	8.2	45	7.9	59	1.96	302
AIAS-01-100K	10	45	7.9	53	2.30	280

Part Number	L (μH)	Q (MIN)	L Test (MHz)	SRF (MIN) (MHz)	DCR Ω (MAX)	I _{DC} (mA) (MAX)
AIAS-01-120K	12	40	2.5	60	0.55	570
AIAS-01-150K	15	45	2.5	53	0.71	500
AIAS-01-180K	18	45	2.5	45.8	1.00	423
AIAS-01-220K	22	45	2.5	42.2	1.09	404
AIAS-01-270K	27	48	2.5	31.0	1.35	364
AIAS-01-330K	33	54	2.5	26.0	1.90	305
AIAS-01-390K	39	54	2.5	24.2	2.10	293
AIAS-01-470K	47	54	2.5	22.0	2.40	271
AIAS-01-560K	56	60	2.5	21.2	2.90	248
AIAS-01-680K	68	55	2.5	19.9	3.20	237
AIAS-01-820K	82	57	2.5	16.8	3.70	219
AIAS-01-101K	100	60	2.5	13.2	4.60	198
AIAS-01-121K	120	58	0.79	11.0	5.20	184
AIAS-01-151K	150	60	0.79	9.1	5.90	173
AIAS-01-181K	180	60	0.79	7.4	7.40	156
AIAS-01-221K	220	60	0.79	7.2	8.50	145
AIAS-01-271K	270	60	0.79	6.8	10.0	133
AIAS-01-331K	330	60	0.79	5.5	13.4	115
AIAS-01-391K	390	60	0.79	5.1	15.0	109
AIAS-01-471K	470	60	0.79	5.0	21.0	92
AIAS-01-561K	560	60	0.79	4.9	23.0	88
AIAS-01-681K	680	60	0.79	4.6	26.0	82
AIAS-01-821K	820	60	0.79	4.2	34.0	72
AIAS-01-102K	1000	60	0.79	4.0	39.0	67

PHYSICAL CHARACTERISTICS:



TECHNICAL INFORMATION:

- Inductance (L) tolerance: J = 5%, K = 10%, M = 20%
- Letter suffix indicates standard tolerance
- Current rating at which inductance (L) drops 10%
- Operating temperature -55°C to +85°C
- Storage temperature -55°C to +125°C
- Dimensions: inches / mm; see spec sheet for tolerance limits
- Marking per EIA 4-band color code

Note: All specifications subject to change without notice.

THROUGH-HOLE MOLDED SHIELDED INDUCTORS

AIAS-02 SERIES

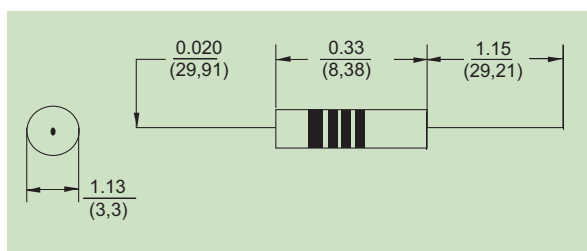


STANDARD SPECIFICATIONS:

Part Number	L (μH)	Q (MIN)	L Test (MHz)	SRF (MIN) (MHz)	DCR Ω (MAX)	I _{DC} (mA) (MAX)
AIAS-02-R12K	0.12	42	25	500	0.126	1630
AIAS-02-R15K	0.15	42	25	500	0.138	1550
AIAS-02-R18K	0.18	42	25	336	0.165	1420
AIAS-02-R22K	0.22	42	25	331	0.198	1330
AIAS-02-R27K	0.27	42	25	298	0.220	1230
AIAS-02-R33K	0.33	42	25	288	0.258	1140
AIAS-02-R39K	0.39	42	25	271	0.292	1060
AIAS-02-R47K	0.47	41	25	247	0.360	960
AIAS-02-R56K	0.56	39	25	236	0.397	915
AIAS-02-R68K	0.68	36	25	216	0.472	840
AIAS-02-R82K	0.82	35	25	200	0.638	720
AIAS-02-1R0K	1.0	42	25	136	0.208	1260
AIAS-02-1R2K	1.2	38	7.9	120	0.225	1210
AIAS-02-1R5K	1.5	38	7.9	111	0.265	1120
AIAS-02-1R8K	1.8	38	7.9	103	0.285	1080
AIAS-02-2R2K	2.2	36	7.9	94.0	0.330	1000
AIAS-02-2R7K	2.7	38	7.9	84.8	0.381	935
AIAS-02-3R3K	3.3	38	7.9	78.4	0.432	875
AIAS-02-3R9K	3.9	40	7.9	72.8	0.576	755
AIAS-02-4R7K	4.7	42	7.9	66.4	0.787	650
AIAS-02-5R6K	5.6	42	7.9	61.6	1.04	565
AIAS-02-6R8K	6.8	45	7.9	54.6	1.40	485
AIAS-02-8R2K	8.2	47	7.9	49.6	1.68	440
AIAS-02-100K	10	51	7.9	44.0	2.58	355

Part Number	L (μH)	Q (MIN)	L Test (MHz)	SRF (MIN) (MHz)	DCR Ω (MAX)	I _{DC} (mA) (MAX)
AIAS-02-120K	12	51	2.5	39.2	3.65	300
AIAS-02-150K	15	45	2.5	44.0	3.862	620
AIAS-02-180K	18	43	2.5	40.0	4.102	570
AIAS-02-220K	22	42	2.5	36.0	4.412	545
AIAS-02-270K	27	37	2.5	32.8	4.728	510
AIAS-02-330K	33	46	2.5	29.6	5.046	440
AIAS-02-390K	39	38	2.5	26.4	5.364	405
AIAS-02-470K	47	42	2.5	23.2	5.682	370
AIAS-02-560K	56	41	2.5	21.6	6.000	340
AIAS-02-680K	68	46	2.5	18.4	6.318	320
AIAS-02-820K	82	46	2.5	16.8	6.636	305
AIAS-02-101K	100	43	2.5	15.2	6.954	280
AIAS-02-121K	120	50	0.79	14.4	7.272	235
AIAS-02-151K	150	49	0.79	12.0	7.590	215
AIAS-02-181K	180	56	0.79	11.2	7.908	200
AIAS-02-221K	220	53	0.79	9.6	8.226	150
AIAS-02-271K	270	57	0.79	9.2	8.544	140
AIAS-02-331K	330	57	0.79	8.4	8.862	130
AIAS-02-391K	390	57	0.79	8.0	9.180	120
AIAS-02-471K	470	50	0.79	6.8	9.498	100
AIAS-02-561K	560	50	0.79	6.0	9.816	95
AIAS-02-681K	680	56	0.79	5.6	10.134	90
AIAS-02-821K	820	49	0.79	5.2	10.452	85
AIAS-02-102K	1000	49	0.79	4.8	10.770	80

PHYSICAL CHARACTERISTICS:



TECHNICAL INFORMATION:

- Inductance (L) tolerance: J = 5%, K = 10%, M = 20%
- Letter suffix indicates standard tolerance
- Current rating at which inductance (L) drops 10%
- Operating temperature -55°C to +85°C
- Storage temperature -55°C to +125°C
- Dimensions: inches / mm; see spec sheet for tolerance limits
- Marking per EIA 4-band color code

Note: All specifications subject to change without notice.

THROUGH-HOLE MOLDED SHIELDED INDUCTORS

AIAS-03 SERIES

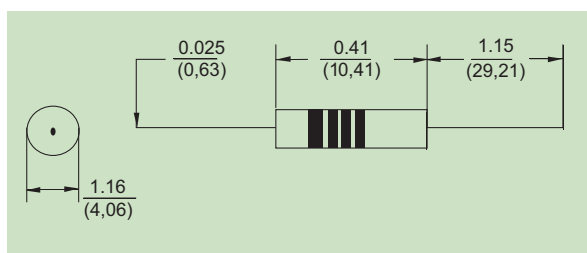


STANDARD SPECIFICATIONS:

Part Number	L (μH)	Q (MIN)	L Test (MHz)	SRF (MIN) (MHz)	DCR Ω (MAX)	I _{DC} (mA) (MAX)
AIAS-03-R10K	0.10	50	25	250	0.025	2900
AIAS-03-R12K	0.12	51	25	250	0.034	2800
AIAS-03-R15K	0.15	51	25	250	0.037	2750
AIAS-03-R18K	0.18	50	25	250	0.050	2200
AIAS-03-R22K	0.22	49	25	250	0.067	1700
AIAS-03-R27K	0.27	47	25	250	0.110	1500
AIAS-03-R33K	0.33	46	25	250	0.13	1300
AIAS-03-R39K	0.39	44	25	250	0.18	110
AIAS-03-R47K	0.47	44	25	235	0.25	1000
AIAS-03-R56K	0.56	43	25	210	0.33	900
AIAS-03-R68K	0.68	42	25	190	0.45	750
AIAS-03-R82K	0.82	40	25	180	0.59	600
AIAS-03-1R0K	1.0	47	25	140	0.07	1900
AIAS-03-1R2K	1.2	46	7.9	130	0.09	1600
AIAS-03-1R5K	1.5	45	7.9	115	0.12	1300
AIAS-03-1R8K	1.8	43	7.9	105	0.14	1200
AIAS-03-2R2K	2.2	45	7.9	100	0.19	1100
AIAS-03-2R7K	2.7	46	7.9	92	0.28	950
AIAS-03-3R3K	3.3	44	7.9	85	0.35	800
AIAS-03-3R9K	3.9	44	7.9	75	0.40	750
AIAS-03-4R7K	4.7	44	7.9	70	0.55	650
AIAS-03-5R6K	5.6	47	7.9	65	0.72	550
AIAS-03-6R8K	6.8	50	7.9	55	1.02	500
AIAS-03-8R2K	8.2	50	7.9	50	1.32	475
AIAS-03-100K	10	49	7.9	46	1.62	450
AIAS-03-120K	12	55	2.5	44	1.00	400
AIAS-03-150K	15	45	2.5	49	0.80	620
AIAS-03-180K	18	45	2.5	45	0.89	610
AIAS-03-220K	22	46	2.5	40	0.96	600
AIAS-03-270K	27	49	2.5	38	1.19	500
AIAS-03-330K	33	45	2.5	34	1.37	490

Part Number	L (μH)	Q (MIN)	L Test (MHz)	SRF (MIN) (MHz)	DCR Ω (MAX)	I _{DC} (mA) (MAX)
AIAS-03-390K	39	53	2.5	29	1.93	410
AIAS-03-470K	47	52	2.5	27	2.11	400
AIAS-03-560K	56	49	2.5	25	2.23	380
AIAS-03-680K	68	51	2.5	21	2.70	370
AIAS-03-820K	82	45	2.5	11	2.44	360
AIAS-03-101K	100	45	2.5	10	3.12	325
AIAS-03-121K	120	57	0.79	9.7	3.60	290
AIAS-03-151K	150	56	0.79	8.5	4.10	275
AIAS-03-181K	180	60	0.79	8.0	4.40	260
AIAS-03-221K	220	58	0.79	7.5	5.00	250
AIAS-03-271K	270	60	0.79	7.0	5.80	240
AIAS-03-331K	330	54	0.79	6.5	6.40	225
AIAS-03-391K	390	67	0.79	6.2	7.40	200
AIAS-03-471K	470	60	0.79	5.7	9.50	180
AIAS-03-561K	560	60	0.79	4.7	10.5	174
AIAS-03-681K	680	60	0.79	4.5	11.8	168
AIAS-03-821K	820	57	0.79	4.2	12.0	152
AIAS-03-102K	1000	65	0.79	3.8	17.5	135
AIAS-03-122K	1200	45	0.25	1.5	22.1	115
AIAS-03-152K	1500	49	0.25	1.2	26.5	110
AIAS-03-182K	1800	47	0.25	1.0	29.9	105
AIAS-03-222K	2200	50	0.25	0.97	33.8	99
AIAS-03-272K	2700	47	0.25	0.92	47.3	83
AIAS-03-332K	3300	43	0.25	0.84	53.0	80
AIAS-03-392K	3900	43	0.25	0.80	73.8	67
AIAS-03-472K	4700	44	0.25	0.74	81.6	63
AIAS-03-562K	5600	45	0.25	0.73	98.9	56
AIAS-03-682K	6800	43	0.25	0.66	111	54
AIAS-03-822K	8200	42	0.25	0.54	119	52
AIAS-03-103K	10000	39	0.25	0.47	137	49

PHYSICAL CHARACTERISTICS:



TECHNICAL INFORMATION:

- Inductance (L) tolerance: J = 5%, K = 10%, M = 20%
- Letter suffix indicates standard tolerance
- Current rating at which inductance (L) drops 10%
- Operating temperature -55°C to +85°C
- Storage temperature -55°C to +125°C
- Dimensions: inches / mm; see spec sheet for tolerance limits
- Marking per EIA 4-band color code

Note: All specifications subject to change without notice.

THROUGH-HOLE MOLDED SHIELDED INDUCTORS

AIAS-04 SERIES

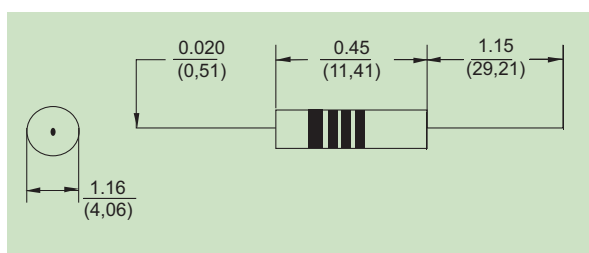


STANDARD SPECIFICATIONS:

PART NUMBER	L (μH)	Q (MIN)	L Test (MHz)	SRF (MIN) (MHz)	DCR Ω (MAX)	I _{dc} (mA) (MAX)
AIAS-04-121K	120	65	0.79	11	2.45	311
AIAS-04-151K	150	65	0.79	10	2.79	294
AIAS-04-181K	180	65	0.79	10	3.08	277
AIAS-04-221K	220	65	0.79	9.4	3.48	251
AIAS-04-271K	270	65	0.79	8.0	4.55	231
AIAS-04-331K	330	65	0.79	7.3	5.10	215
AIAS-04-391K	390	65	0.79	6.9	5.62	205
AIAS-04-471K	470	70	0.79	6.5	6.45	192
AIAS-04-561K	560	70	0.79	6.0	8.00	174
AIAS-04-681K	680	75	0.79	5.6	8.85	163
AIAS-04-821K	820	70	0.79	4.8	10.4	151
AIAS-04-102K	1000	65	0.79	4.5	12.1	139
AIAS-04-122K	1200	70	0.25	2.6	15.1	125
AIAS-04-152K	1500	70	0.25	2.5	16.8	119
AIAS-04-182K	1800	70	0.25	2.3	19.1	111
AIAS-04-222K	2200	70	0.25	2.2	22.0	103
AIAS-04-272K	2700	70	0.25	2.1	25.1	97
AIAS-04-332K	3300	70	0.25	2.0	33.3	85

PART NUMBER	L (μH)	Q (MIN)	L Test (MHz)	SRF (MIN) (MHz)	DCR Ω (MAX)	I _{dc} (mA) (MAX)
AIAS-04-392K	3900	70	0.25	1.8	36.8	80
AIAS-04-472K	4700	70	0.25	1.7	51.2	68
AIAS-04-652K	6500	70	0.25	1.6	54.6	66
AIAS-04-682K	6800	70	0.25	1.5	62.0	62
AIAS-04-822K	8200	70	0.25	1.4	86.6	52
AIAS-04-103K	10000	70	0.25	1.3	93.1	50
AIAS-04-123K	12000	50	0.25	0.88	84.0	53
AIAS-04-153K	15000	50	0.079	0.78	97.0	49
AIAS-04-183K	18000	50	0.079	0.72	104	48
AIAS-04-223K	22000	50	0.079	0.57	145	40
AIAS-04-273K	27000	50	0.079	0.46	195	34
AIAS-04-333K	33000	50	0.079	0.42	222	32
AIAS-04-393K	39000	50	0.079	0.42	242	31
AIAS-04-473K	47000	50	0.079	0.37	317	27
AIAS-04-563K	56000	50	0.079	0.36	362	25
AIAS-04-683K	68000	50	0.079	0.35	410	24
AIAS-04-823K	82000	50	0.079	0.34	440	23
AIAS-04-104K	100000	50	0.079	0.32	484	22

PHYSICAL CHARACTERISTICS:



TECHNICAL INFORMATION:

- Inductance (L) tolerance: j = 5%, k = 10%, m = 20%
- Letter suffix indicates standard tolerance
- Current rating at which inductance (L) drops 10%
- Operating temperature -55°C to +85°C
- Storage temperature -55°C to +125°C
- Dimensions: inches / mm; see spec sheet for tolerance limits
- Marking per EIA 4-band color code

Note: All specifications subject to change without notice.