




Combination Line Filter Chokes

Common and Differential Mode



This series of chokes is intended for use in AC line filters for switching power supplies. They combine common and differential mode filtering in a single component.

By using these parts, designers can eliminate two extra filter chokes compared to a standard common mode choke. The unique combination of special windings and materials provides much better filtering performance than either a common mode choke or a single winding inductor alone.

The differential filtering frequency response is designed to provide filtering at higher frequencies while still allowing the AC line power to pass through without loss. This characteristic is demonstrated in the Differential Mode Attenuation curves.

Part number	Common mode impedance max (kOhms)	Common mode inductance typ (mH)	Differential mode inductance typ (μ H)	Irms ¹ (A)	DCR max ² (Ohms)	Isolation ³ (Vrms)
P3717-AL	597 @ 0.18 MHz	25.0	1000	3.0	0.30	1500
Q4007-AL	277 @ 0.66 MHz	4.5	150	5.0	0.06	1500
Q4018-AL	43.3 @ 1.2 MHz	1.5	35	10	0.02	1500

1. Current that causes a 40°C temperature rise from 25°C ambient. This information is for reference only and does not represent absolute maximum ratings.
2. DCR is specified per winding.
3. Isolation (hipot) measured for one minute.
4. Electrical specifications at 25°C.

Core material Ferrite

Terminations RoHS compliant tin-silver over tin over copper.

Weight 100 – 113 g

Ambient temperature –40°C to +85°C

Storage temperature Component: –40°C to +85°C.

Tray packaging: –40°C to +80°C

Moisture Sensitivity Level (MSL) 1 (unlimited floor life at <30°C / 85% relative humidity)

Failures in Time (FIT) / Mean Time Between Failures (MTBF)

38 per billion hours / 26,315,789 hours, calculated per Telcordia SR-332

Packaging 30 per tray (after 5/09); 16 per tray (prior to 6/09)

PCB washing Tested to MIL-STD-202 Method 215 plus an additional aqueous wash. See [Doc787_PCB_Washing.pdf](#).



www.coilcraft.com

US +1-847-639-6400 sales@coilcraft.com

UK +44-1236-730595 sales@coilcraft-europe.com

Taiwan +886-2-2264 3646 sales@coilcraft.com.tw

China +86-21-6218 8074 sales@coilcraft.com.cn

Singapore + 65-6484 8412 sales@coilcraft.com.sg

Document 144-1 Revised 02/03/16

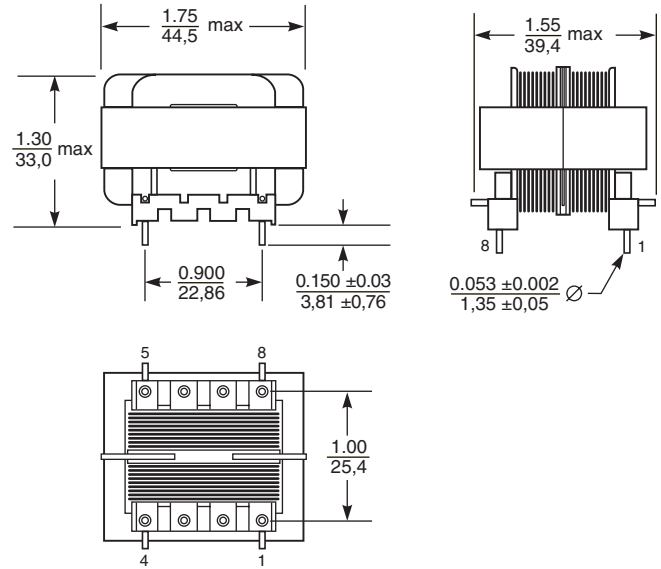
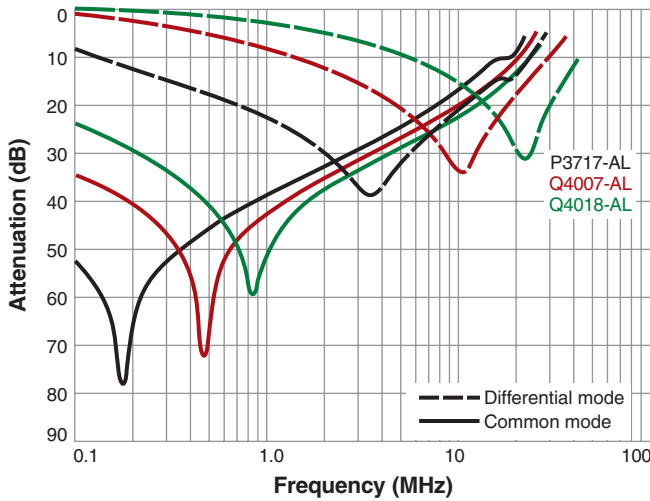
© Coilcraft Inc. 2016

This product may not be used in medical or high risk applications without prior Coilcraft approval. Specification subject to change without notice. Please check web site for latest information.

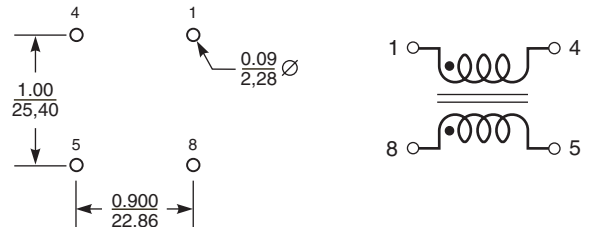
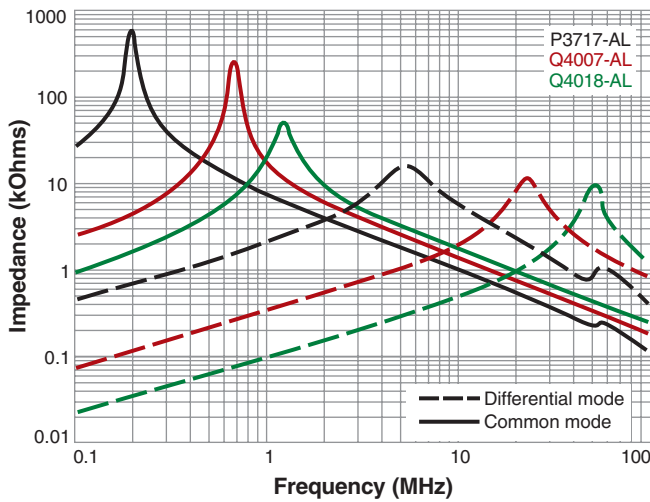


Combination Line Filter Chokes

Typical Attenuation (Ref: 50 Ohms)



Typical Impedance



Recommended PC Board Layout

Dimensions are in inches/mm



US +1-847-639-6400 sales@coilcraft.com
UK +44-1236-730595 sales@coilcraft-europe.com
Taiwan +886-2-2264 3646 sales@coilcraft.com.tw
China +86-21-6218 8074 sales@coilcraft.com.cn
Singapore + 65-6484 8412 sales@coilcraft.com.sg

Document 144-2 Revised 02/03/16
 © Coilcraft Inc. 2016
 This product may not be used in medical or high risk applications without prior Coilcraft approval. Specification subject to change without notice. Please check web site for latest information.