

Customer Information Sheet

DRAWING No.: M50-480XX45

SHEET 2 OF 2

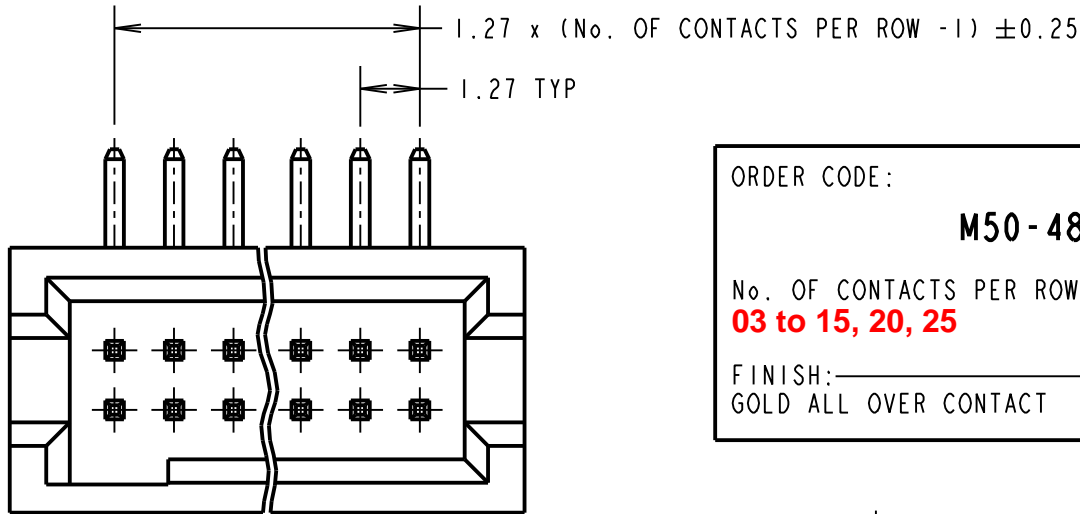
IF IN DOUBT - ASK

©

NOT TO SCALE

THIRD ANGLE PROJECTION

ALL DIMENSIONS IN mm



ORDER CODE:

M50-480XX45

No. OF CONTACTS PER ROW:

03 to 15, 20, 25

FINISH:

GOLD ALL OVER CONTACT

NOTES:

1. RECOMMENDED PCB HOLE SIZE = $\varnothing 0.65 \pm 0.10$ mm.
2. TOLERANCE = ± 0.15 UNLESS OTHERWISE STATED.

SPECIFICATIONS:

MATERIAL:

MOULDING = LCP UL94V-0, BLACK
CONTACT = COPPER ALLOY

FINISH:

CONTACT = GOLD

ELECTRICAL:

CURRENT RATING = 1A
VOLTAGE PROOF = 300V AC FOR ONE MINUTE
CONTACT RESISTANCE = $20m\Omega$ MAX
INSULATION RESISTANCE = $1000M\Omega$ MIN

MECHANICAL:

DURABILITY = 100 CYCLES MIN

ENVIRONMENTAL:

OPERATING TEMPERATURE = -40°C TO +105°C

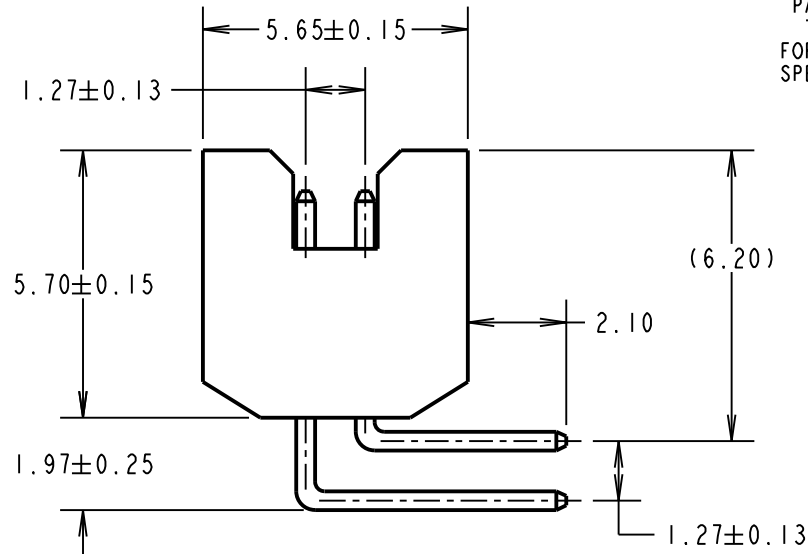
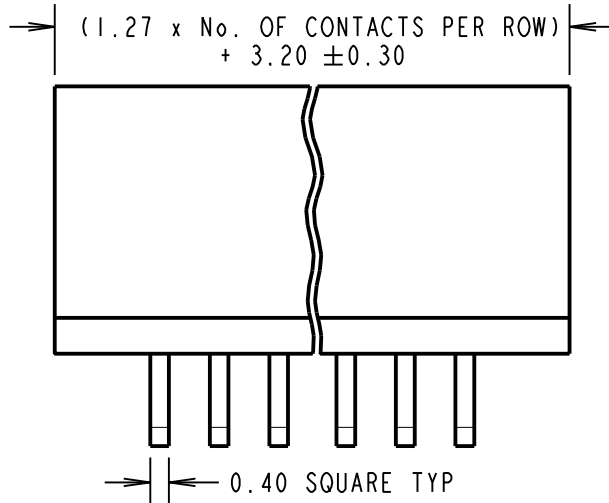
PACKING:

TUBE

FOR COMPLETE SPECIFICATION, SEE COMPONENT SPECIFICATION C029XX (LATEST ISSUE)

OBSOLETE

No. of contacts per row = 16 to 19, 21 to 24, 26 to 50
Last Time Buy = 15th June 2018



SB	7	07.08.13	11873
NAME	ISS.	DATE	C/NOTE
APPROVED:		S.BENNETT	
CHECKED:		S.FLOWER	
DRAWN:		J. ENRIGHT	
CUSTOMER REF.:			
ASSEMBLY DRG:			

HARWIN

www.harwin.com
technical@harwin.com

THIS DRAWING AND ANY INFORMATION OR DESCRIPTIVE MATTER SET OUT HEREON ARE CONFIDENTIAL AND COPYRIGHT PROPERTY OF THE HARWIN GROUP AND MUST NOT BE DISCLOSED, LOANED, COPIED OR USED FOR MANUFACTURING, TENDERING OR FOR ANY OTHER PURPOSE WITHOUT THEIR WRITTEN PERMISSION.

TOLERANCES

~~X = ± 1mm
X.X = ± 0.25mm
X.XX = ± 0.10mm
X.XXX = ± 0.01mm
ANGLES = ± 5°
UNLESS STATED~~

MATERIAL:

SEE ABOVE

FINISH: SEE ABOVE

S/AREA:

mm²

TITLE:

1.27mm PITCH DIL
HORIZONTAL PIN HEADER ASSY

DRAWING NUMBER:

M50-480XX45

SHT
2 OF 2