

**FEATURES :**

- 5PIN DIL PACKAGE
- Low Ripple & Noise
- High Efficiency up to 85%
- Regulated Output Types
- Internal SMD Construction
- Operating Temperature:-40°C TO +85°C
- Industry Standard Pinout

Specifications typical at TA=25°C, nominal input voltage and rated output current unless otherwise specified

Part Number	Output Voltage	Output Current	Efficiency
	Vdc	mA	%Typ
60D-XXS05CN	5	600	65
60D-XXS09CN	9	333	70
60D-XXS12CN	12	250	75
60D-XXS15CN	15	200	80
60D-XXS24CN	24	125	80
60D-XXD05CN	±5	±300	65
60D-XXD09CN	±9	±167	70
60D-XXD12CN	±12	±125	75
60D-XXD15CN	±15	±100	80
60D-XXD24CN	±24	±63	80

**Note:**

- 1."XX" Is Input Voltage :05=5Vdc,09=9Vdc,12=12Vdc,15=15Vdc,24=24Vdc,48=48Vdc.
- 2.The input voltage increases, there will be an increase in efficiency.

**Input Specifications**

Parameters	Conditions	Min	Typ	Max	Units
Voltage Tolerance	Vo,Io Nom			±10	%
Filter	Capacitor				

**Output Specifications**

Parameters	Conditions	Min	Typ	Max	Units
Voltage Tolerance	100% full load			±3	%
Short Circuit Protection	Continuous				
Line Regulation	Regulated			±0.5	%
Load Regulation	Regulated			±0.8	%
Ripple & Noise	Output:5-9V TYPES BW=DC To 20MHz			100	mVp-p
Ripple & Noise	Output:12-24V TYPES BW=DC To 20MHz			1% of Vout	mVp-p

YUAN DEAN SCIENTIFIC



DC-DC Converter

60D SERIES

3Watt

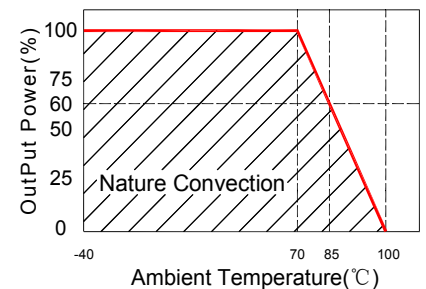
1.5KV Isolated

Single & Dual Output

DIL5



**Temperature Derating Graph**



www.yds.com.tw



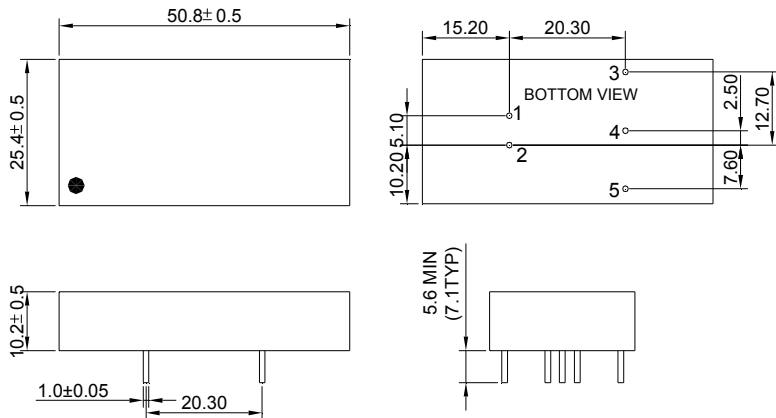
TEL : 886-6-3842899 FAX : 886-6-3843288  
E-MAIL : ydsweb@yds.com.tw

Rev:1 2018/10/11

General Specifications

Parameters	Conditions	Min	Typ	Max	Units
Isolation Resistance	500Vdc	1000			MΩ
Switching Frequency	Full load, nominal input		100		KHz
Operating Temperature		-40		+85	°C
Humidity	Non Condensing			95	%
Cooling	Free air Convection				
Case material	Nickel Coated With Non-Conductive Base				
MTBF	MIL-HDBK-217F@25°C	1500000			Hours
Weight			31.7		g
Dimensions		50.8x25.4x10.2			mm

Markings and Dimensions



Unit : mm Unless otherwise specified, all tolerances are ±0.25

PIN Connection

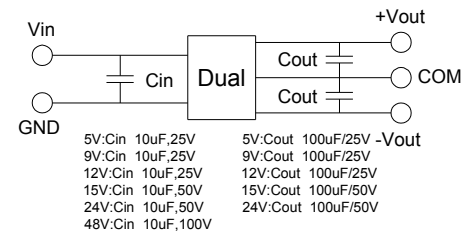
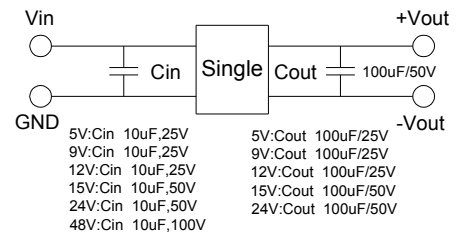
PIN	1	2	3	4	5
Single	+Vin	-Vin	+Vout	NO PIN	-Vout
Dual	+Vin	-Vin	+Vout	COM	-Vout

Part Number

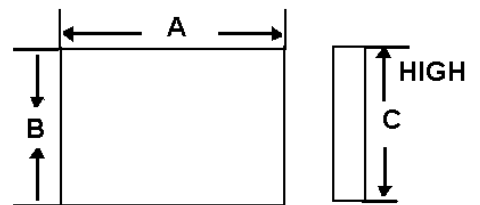
60D - 05 S 05 C N  
A B C D E F

A:Series  
B:Input Voltage  
C:Single(S) Dual(D)  
D:Output Voltage  
E:Types  
F:Package

Recommended Test Circuit



Packaging



Size(mm)		
A	B	C
54.00	50.30	30.00

