

2.00mm (0.079") PITCH CONNECTOR

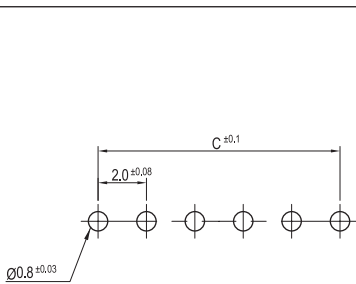
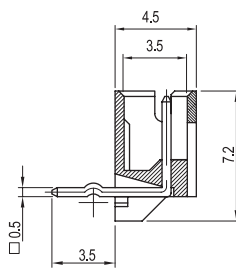
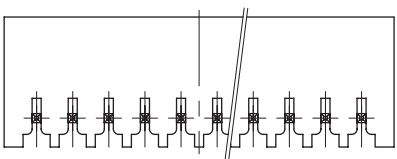
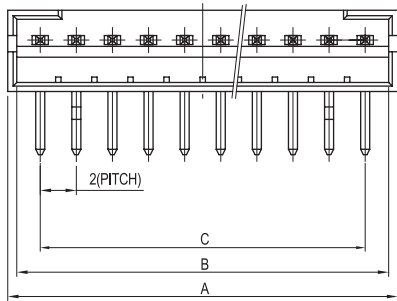
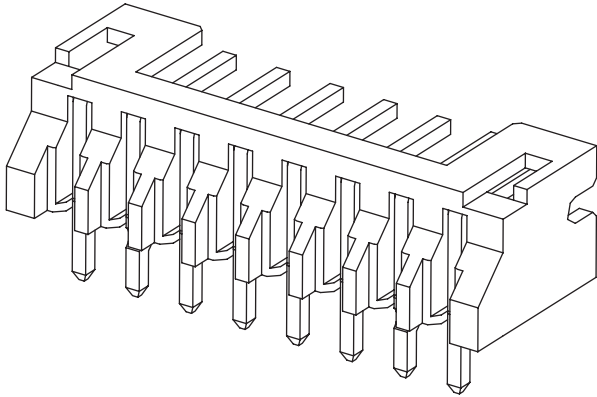


Wire-to-Board
Wafer

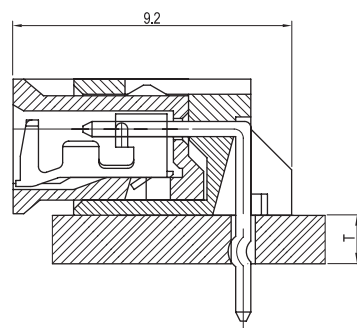
20010WR Series

DIP

Right Angle



PCB LAYOUT



PCB ASS'Y

Material

I/NO	DESCRIPTION	TITLE	MATERIAL
1	WAFER	20010WR	PA66, UL94 V Grade
2	PIN		BRASS & Tin Plated

Available Pin

PARTS NO.	A	B	C
20010WR-02000	5.6	4.5	2.0
20010WR-03000	7.6	6.5	4.0
20010WR-04000	9.6	8.5	6.0
20010WR-05000	11.6	10.5	8.0
20010WR-06000	13.6	12.5	10.0
20010WR-07000	15.6	14.5	12.0
20010WR-08000	18.0	16.5	14.0
20010WR-09000	19.6	18.5	16.0
20010WR-10000	21.6	20.5	18.0
20010WR-11000	23.6	22.5	20.0
20010WR-12000	25.6	24.5	22.0
20010WR-13000	27.6	26.5	24.0
20010WR-14000	29.6	28.5	26.0
20010WR-15000	31.6	30.5	28.0

Specification

ITEM	SPEC
Voltage Rating	AC/DC 250V
Current Rating	AC/DC 2A
Operating Temperature	-25°C~+85°C
Contact Resistance	30mΩ MAX
Withstanding Voltage	AC1000V/1min
Insulation Resistance	1000MΩ MIN
Applicable Wire	-
Applicable P.C.B	1.2~1.6mm
Applicable FPC/FFC	-
Solder Height	-
Crimp Tensile Strength	-
UL FILE NO	-