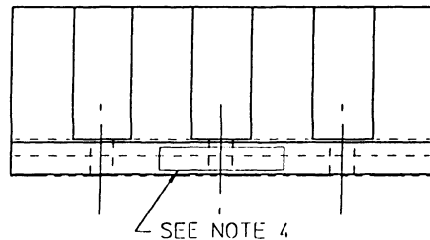
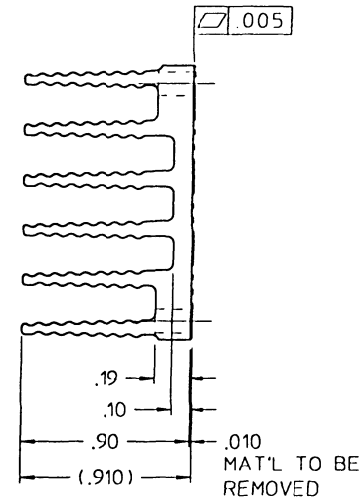
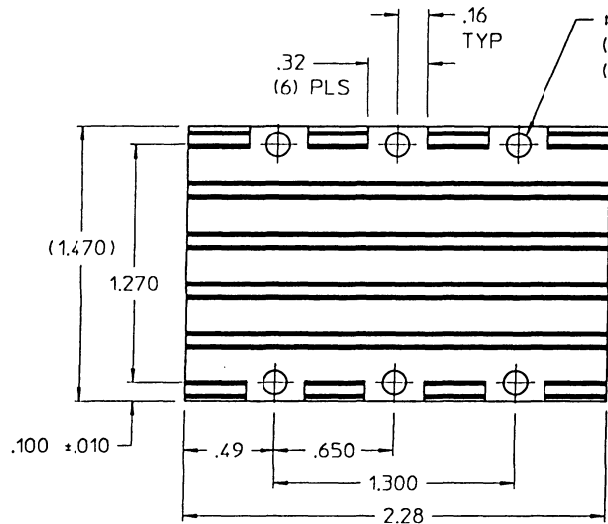


VICOR CONFIDENTIAL

THIS DOCUMENT AND THE DATA DISCLOSED HEREIN OR HEREWITH IS NOT TO BE REPRODUCED, USED, OR DISCLOSED IN WHOLE OR IN PART TO ANYONE WITHOUT PERMISSION OF VICOR CORP.

REV.	DESCRIPTION	DATE	APPROVED
#1	RELEASED FOR DEVELOPMENT	DPK 5/27/97	SWN
#2	REVISED NOTE 1	DPK 9/23/97	SWN
#3	MODIFIED NOTES FORMAT WAS "B" SIZE .190 WAS .170 ADDED FRONT VIEW	DPK 9/30/97	SWN
#4	TWO PLACE DIMS WERE THREE PLACE	DPK 10/10/97	SWN
#5	ADDED .090 DIM	DPK 10/23/97	SWN
#6	(1.470) WAS (1.450) ADDED ±.010 TOL	DPK 12/10/97	SWN



NOTES

1. MAKE FROM VICOR EXTRUSION P/N 15968.
2. REMOVE ALL BURRS AND SHARP EDGES.
3. FINISH: CLEAR CHROMATE.
4. STAMP PART NUMBER AND REVISION USING .15 HIGH CHARACTERS APPROX WHERE SHOWN.

ORIGINAL ONLY WHEN STAMPED IN RED

COPY

<table border="1"> <tr> <td>DRAWN BY</td> <td>DATE</td> </tr> <tr> <td></td> <td>5/97</td> </tr> </table>	DRAWN BY	DATE		5/97		
DRAWN BY	DATE					
	5/97					
<small>UNLESS OTHERWISE SPECIFIED DIMENSIONS ARE IN INCHES. TOLERANCES ARE FRACTIONS DECIMALS ANGLES .1/64 XX .01 .1° XXX±.005 .1°</small>						
TITLE: HTSNK, "C" LONG. .911 LOW FLOW, THRU HOLE		SIZE: C 87131 DWG NO: 17539 REV: #6				
<small>THIRD ANGLE PROJECTION</small>		SHEET 1 OF 1				